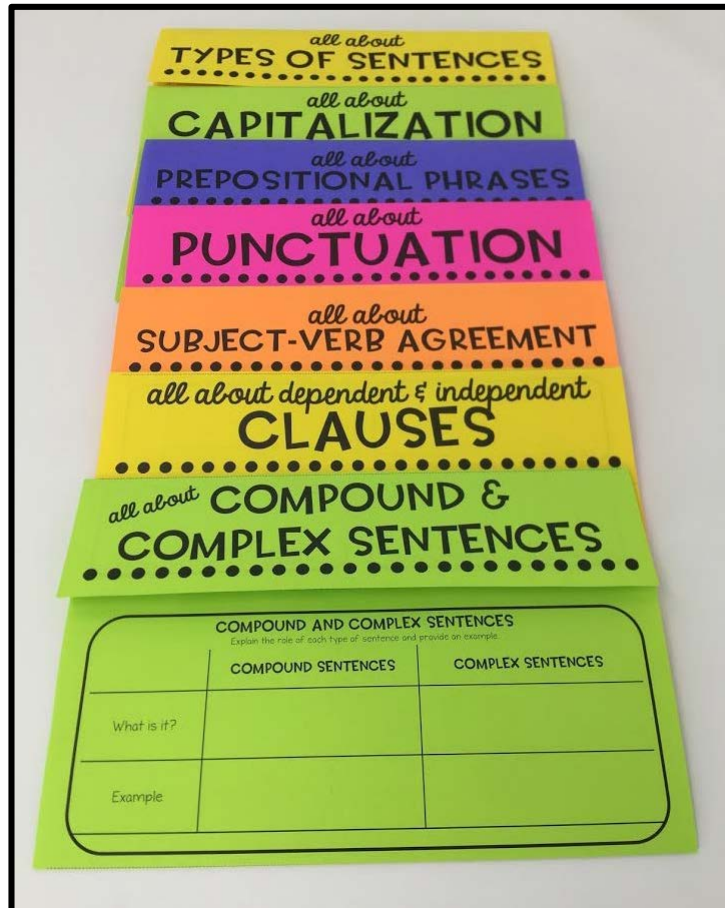


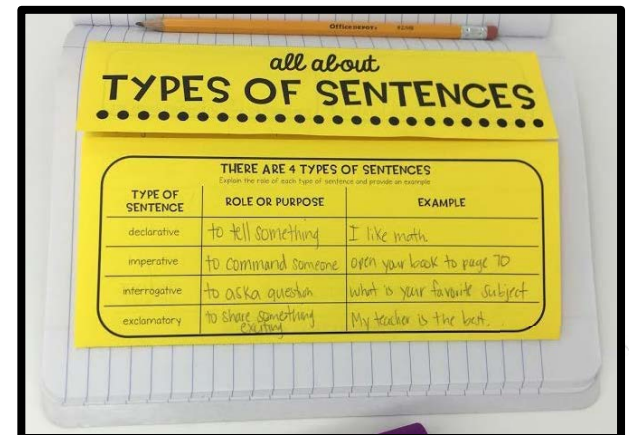
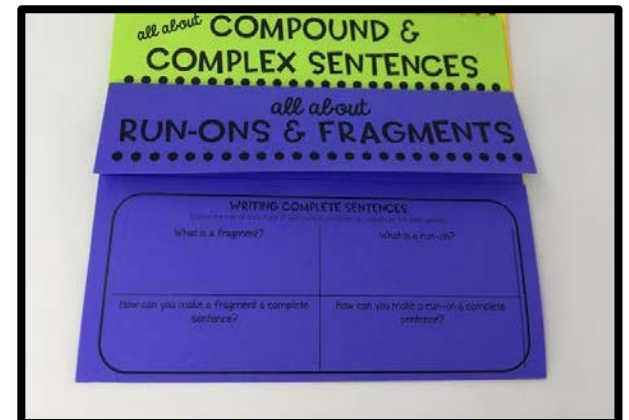
Covers 15 Grammar Skills!

Includes 15 Grammar Trifolds to cover the following:

- 8 parts of Speech
- Capitalization
- Comma Rules
- Compound and Complex Sentences
- Dependent and Independent Clauses
- Direct Objects
- Fragments and Run-ons
- Prepositional Phrases
- Punctuation
- Quotation Marks
- Simple and Compound Sentences
- Subjects and Predicates
- Subject Verb Agreement
- Types of Sentences
- Verb Tenses

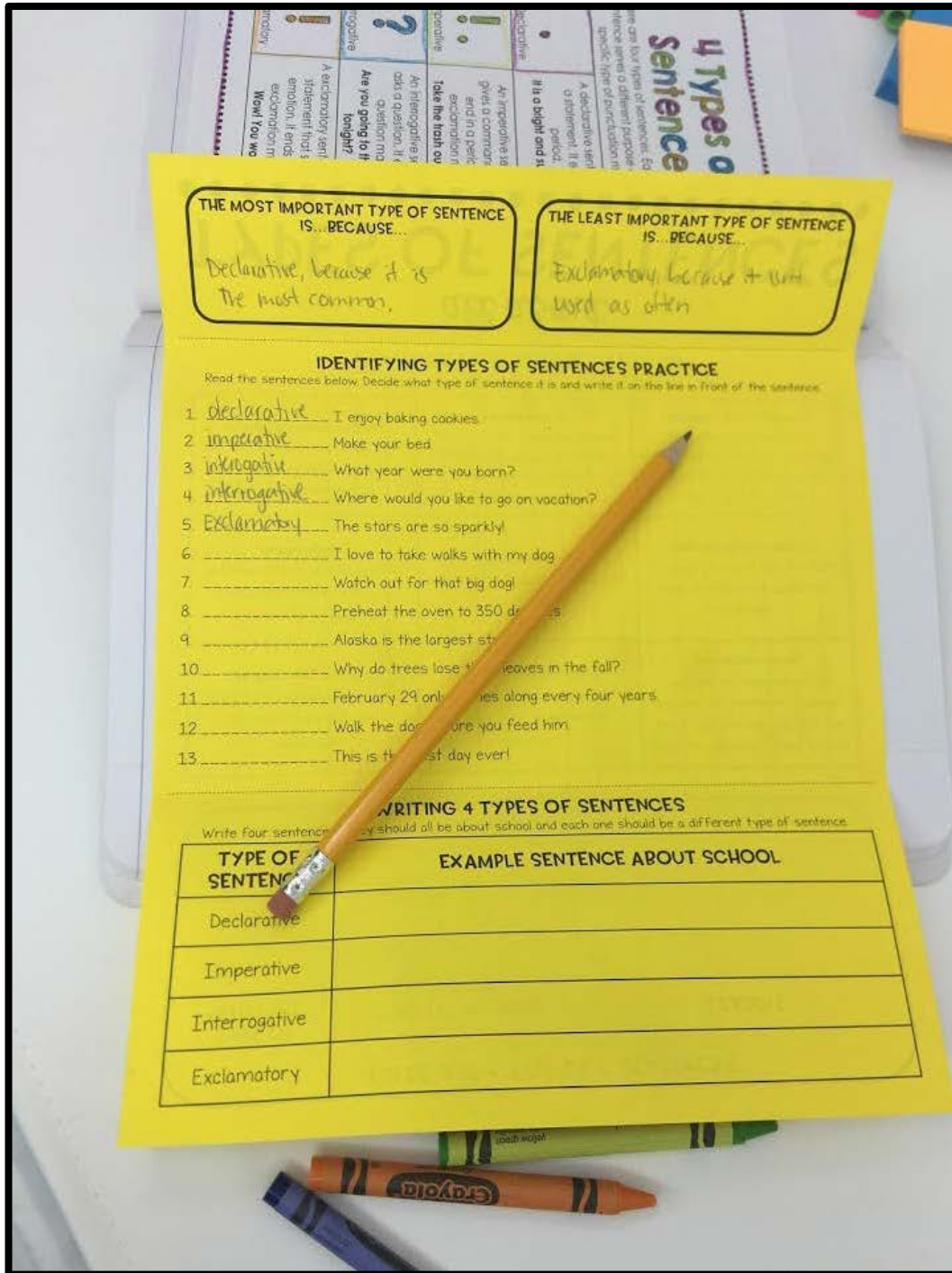


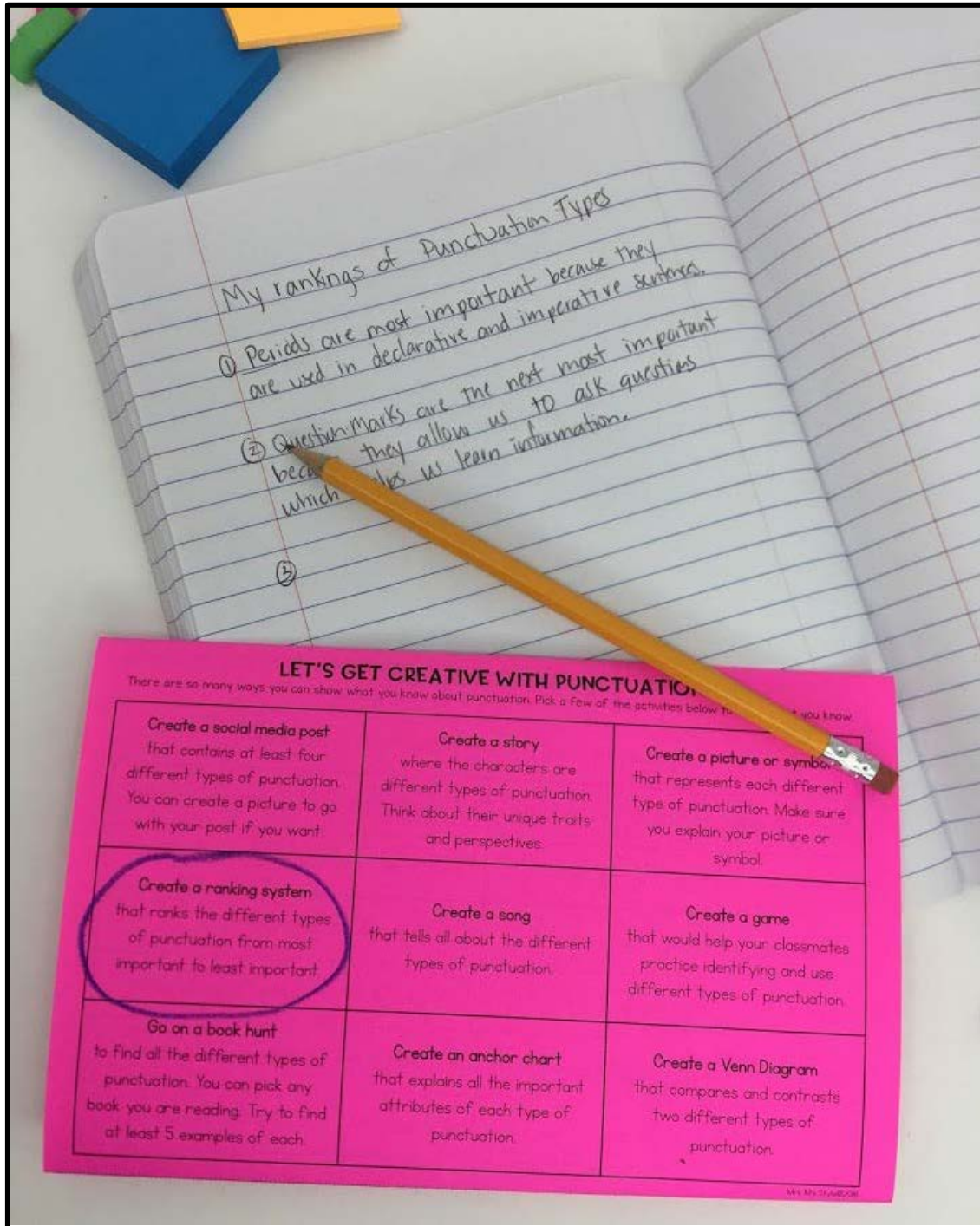
The front of each interactive grammar trifold provides students with a space to write down important information about that skill.



The inside of the trifold provides students with worksheet like practice.

It also includes at least one open-ended question about that skill.





The back of the trifold provides students with a creative choice board.

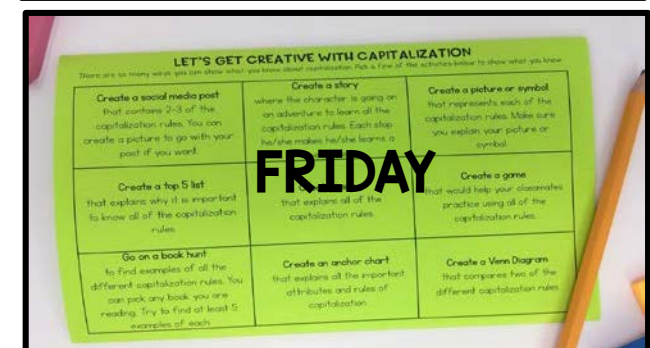
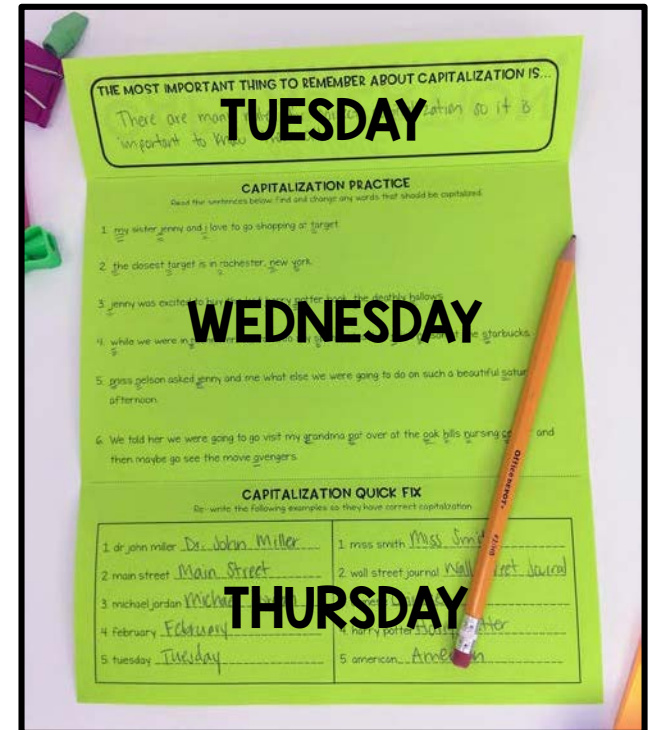
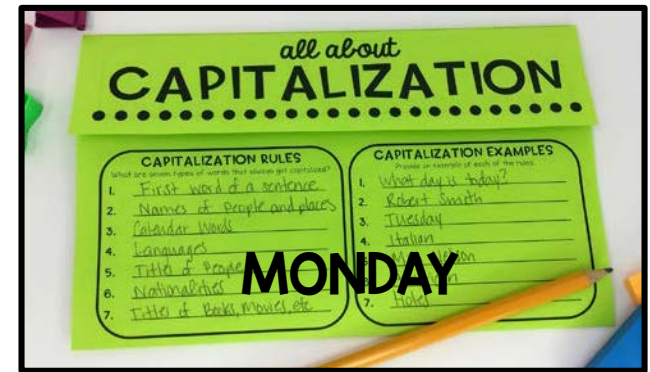
They are given a set of tasks that allow them to creatively demonstrate their understanding of the skill.



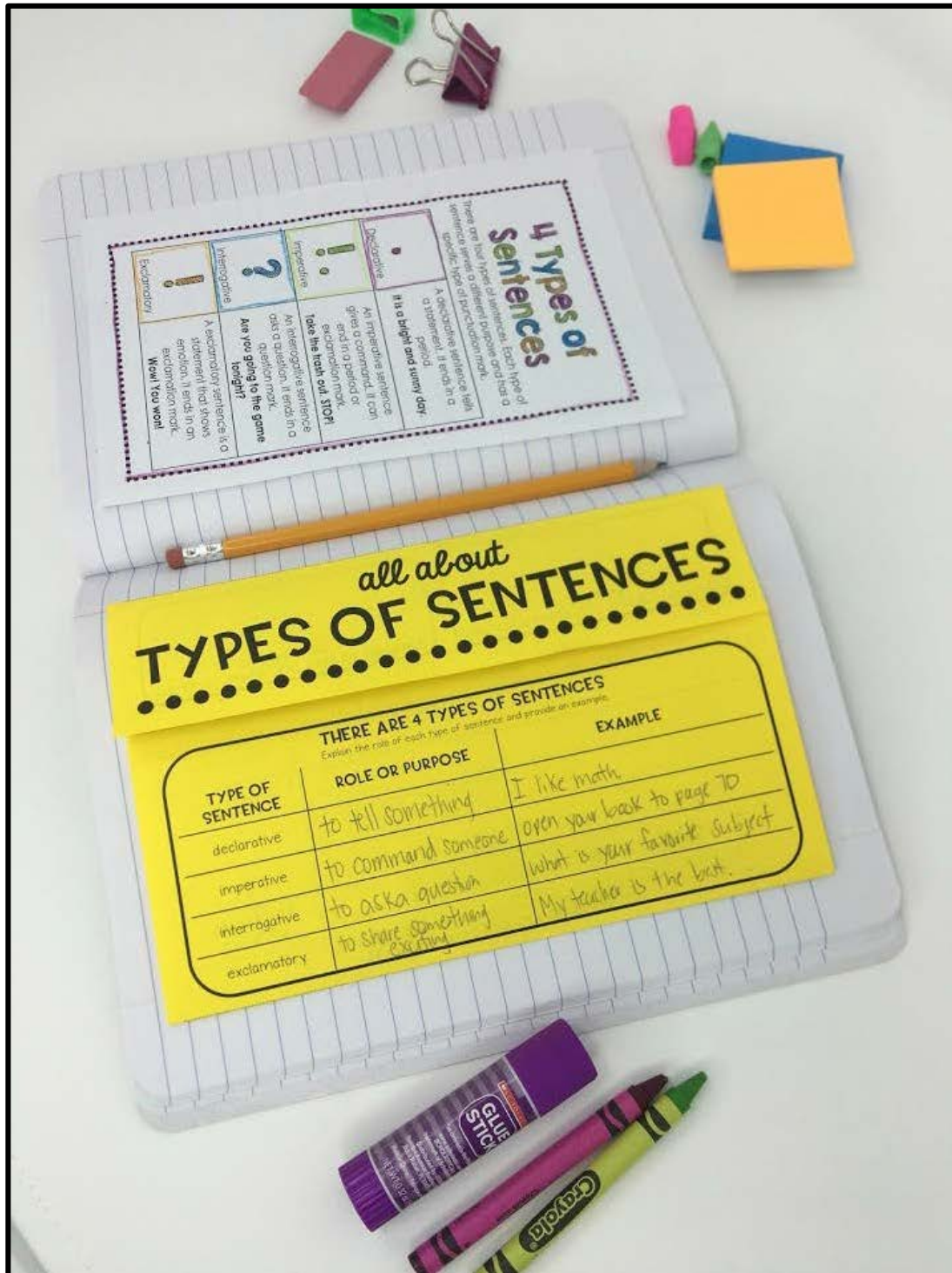
Provides students with focused practice for entire week.

You can use each trifold to touch on one grammar skill throughout the course of one week.

- **Monday** – Complete the open ended practice on the front of the trifold.
- **Tuesday** – Have students complete the open ended evaluation statement at the top.
- **Wednesday** – Students complete the practice section in the middle by themselves or with a partner.
- **Thursday** – Students can quickly complete the bottom portion of the trifold for a quick review of the grammar skill.
- **Friday** – Students can use the creative choice board on the back to show you what they have learned about that grammar skill.



Trifolds cover the same 15 skills as my **Grammar Posters**. They are the perfect pairing for interactive grammar notebooks.



Includes an answer key for each trifold.

WRITING COMPLETE SENTENCES
Fill in the boxes below to show what you know about Fragments and run-ons.

<p>What is a fragment?</p> <p>A fragment is an incomplete sentence.</p>	<p>What is a run-on?</p> <p>A run-on are two or more complete sentences that could stand on their own but the writer incorrectly put them together.</p>
<p>How can you make a fragment a complete sentence?</p> <p>By adding a subject or predicate to complete the sentence.</p>	<p>How can you make a run-on a complete sentence?</p> <p>By breaking up the sentences into smaller complete sentences with only one complete thought.</p>

CREATIVE WITH RUN-ONS AND FRAGMENTS
Show what you know about clauses. Pick a few of the activities below to show what you know.

<p>Create a picture or symbol that represents fragments and run-ons. Make sure you explain your picture or symbol.</p>	<p>Create a story where the characters are dependent and independent clauses. Think about their unique traits and perspectives.</p>
<p>Create a game that would help your classmates practice identifying fragments or run-on sentences.</p>	<p>Create a song that tells all about why we shouldn't use fragments or run-ons in our writing.</p>
<p>Create a Venn Diagram that compares and contrasts the difference between fragments and run-ons.</p>	<p>Create an anchor chart that explains what a fragment and run-on sentence is and why we shouldn't use them in our writing.</p>

all about RUN-ONS & FRAGMENTS

THE MOST IMPORTANT THING TO REMEMBER ABOUT WRITING SENTENCES IS...

ANSWERS WILL VARY
POSSIBLE ANSWERS: THE MOST IMPORTANT THING TO REMEMBER IS THAT YOUR SENTENCE SHOULD HAVE ONE COMPLETE THOUGHT.

REWRITE THE SENTENCES
Rewrite the fragments or run-ons below so they are complete sentences. You might need to add or delete some information to make the examples complete sentences.

- My little sister Rebecca.
My little sister Rebecca sang a solo in the concert.
- Math is Paul's least favorite subject long division is so hard and tricky.
Math is Paul's least favorite subject. He thinks long division is hard and tricky.
- Jumps and bounces around the room.
The puppy jumps and bounces around the room.
- The old dog with the white fur.
The old dog with white fur sat on the porch.
- My sister and I went caroling in our neighborhood it was so fun to sing for all our neighbors.
My sister and I went caroling in our neighborhood. It was so much fun to sing to our neighbors.

WHAT TYPE OF SENTENCE IS IT?
Read each sentence. Write an F if it is a Fragment. Write an R if it is a Run-on and an S if it is complete.

- R** Lions live in Africa they hunt zebras and gazelles.
- F** The thick white fur of polar bears.
- S** Panda bears are an endangered species.
- F** The smallest and cutest kind of monkey.
- S** Spiders are quite helpful because they kill other insects.
- R** Sloths are slow moving animals they live in in the trees of the rainforest.
- R** I loved going to the zoo and It was the best field trip and I loved learning about animals.



Sample Trifolds

DEPENDENT AND INDEPENDENT CLAUSES

Explain the role of each type of clause and provide an example.

	DEPENDENT CLAUSES	INDEPENDENT CLAUSES
What is it?		
Example		

Mrs. M's Style 2018

<p>Find of least 5 examples of each dependent clause. You can pick any book you are reading. Try to find independent and dependent clauses.</p> <p>Go on a book hunt</p>	<p>that explains all the important attributes of dependent and independent clauses.</p> <p>Create an anchor chart</p>	<p>the difference between dependent and independent clauses.</p> <p>Create a Venn Diagram</p>
<p>that explains why independent and dependent clauses are important.</p> <p>Create a top 5 list</p>	<p>that tells all about independent and dependent clauses.</p> <p>Create a song</p>	<p>that would help your classmates practice identifying dependent and independent clauses.</p> <p>Create a game</p>
<p>that contains both an independent clause and a dependent clause. You can create a picture to go with your post if you want.</p> <p>Create a social media post</p>	<p>where the characters are dependent and independent clauses. Think about their unique traits and perspectives.</p> <p>Create a story</p>	<p>that represents independent and dependent clauses. Make sure you explain your picture or symbol.</p> <p>Create a picture or symbol</p>

There are so many ways you can show what you know about clauses. Pick a few of the activities below to show what you know.

LET'S GET CREATIVE WITH CLAUSES

all about dependent & independent
CLAUSES

THE MOST IMPORTANT THING TO REMEMBER ABOUT DEPENDENT CLAUSES IS...

THE MOST IMPORTANT THING TO REMEMBER ABOUT INDEPENDENT CLAUSES IS...

IDENTIFYING DEPENDENT AND INDEPENDENT CLAUSES

1. Read the sentences. 2. Circle the dependent clauses. 3. Underline the independent clauses. 4. Add any missing commas.

- I did well on my social studies test because I have been studying for weeks.
- Wherever we go for vacation let's make sure we have so much fun.
- Since there was no food in the fridge Max decided to order a pizza.
- We had to play games inside until the rain stopped.
- I am allowed to ride my bike in the neighborhood unless it is dark outside.
- While it is two hours past my bedtime I am not tired at all.
- Before we go home can we stop to get some ice cream?
- Michelle read the letter from her grandma before she walked down the aisle.
- Because it was early Peter tried to be quiet in the kitchen.
- The dog went crazy with excitement when the doorbell rang.

ADDING INDEPENDENT CLAUSES

Add an independent clause to make the following dependent clauses part of a complete sentence.

- Before school started, _____
- While we were at the movies, _____
- When the power went out, _____
- Although I had read the book, _____
- Since it is your birthday, _____



Sample Trifolds

THE MOST IMPORTANT THING TO REMEMBER ABOUT DEPENDENT CLAUSES IS...

THE MOST IMPORTANT THING TO REMEMBER ABOUT INDEPENDENT CLAUSES IS...

IDENTIFYING DEPENDENT AND INDEPENDENT CLAUSES

1. Read the sentences. 2. Circle the dependent clauses. 3. Underline the independent clauses. 4. Add any missing commas.

- I did well on my social studies test because I have been studying for weeks.
- Wherever we go for vacation let's make sure we have so much fun.
- Since there was no food in the fridge Max decided to order a pizza.
- We had to play games inside until the rain stopped.
- I am allowed to ride my bike in the neighborhood unless it is dark outside.
- While it is two hours past my bedtime I am not tired at all.
- Before we go home can we stop to get some ice cream?
- Michelle read the letter from her grandma before she walked down the aisle.
- Because it was early Peter tried to be quiet in the kitchen.
- The dog went crazy with excitement when the doorbell rang.

ADDING INDEPENDENT CLAUSES

Add an independent clause to make the following dependent clauses part of a complete sentence.

- Before school started, _____
- While we were at the movies, _____
- When the power went out, _____
- Although I had read the book, _____
- Since it is your birthday, _____

THE MOST IMPORTANT THING TO REMEMBER ABOUT PUNCTUATION IS...

PUNCTUATION PRACTICE

Read the sentences below. Add the correct punctuation at the end.

1. Where do you want to go for lunch	8. This is the best day ever
2. What a beautiful sunset	9. The soccer team lost the tournament
3. Friday is the last day of the week	10. Go home and clean your room
4. You need to do your homework	11. When did you get here
5. What is your name Mark asked	12. Why do we need to study science
6. I love to eat pie candy cake and cookies	13. Today is my birthday Michael shared
7. Congratulations I'm so excited for you	14. Dogs make the best house pets

PUNCTUATION MATCH UP

Draw a line from each sentence to the punctuation that it is missing.

- | | |
|---------------------------------------|----------------------|
| 1. I love the color red | A. period |
| 2. Happy Birthday | B. Comma |
| 3. What is your name | C. Quotation marks |
| 4. I love to read watch TV and dance. | D. Exclamation point |
| 5. Today is a good day, William said. | E. Question mark |



Sample Trifolds

THERE ARE 3 WAYS TO USE QUOTATION MARKS

Create an example to show the three different ways to use quotation marks

At the Beginning

In the Middle

At the End

THE MOST IMPORTANT THING TO REMEMBER ABOUT QUOTATION MARKS IS...

QUOTATION MARK PRACTICE

Read the sentences below. Add quotation marks at the correct places.

1. This is the best birthday I have ever had, said Maggie.
2. I can't wait to go to Disney, Claire exclaimed, I want to meet all the princesses.
3. Jimmy sighed, I hate that summer is almost over, I don't want to go back to school.
4. What would you like for your birthday? Kelsey asked her mom, I am going shopping tomorrow.
5. Ralph roared with laughter, That is the funniest movie I have ever seen.
6. Why do I have to go to bed so early? Emma complained to her parents.
7. Winter is my favorite season, Michelle declared, I love skiing, sledding, and ice skating
8. I'm sorry I hurt your feelings, will you forgive me? Michael begged his little brother.
9. My name is Carl Nelson the third, Carl clearly stated, I would like to be your next class president.
10. Kevin yelled out, Don't forget to pack my lunch mom, I have a field trip.

IN THE BEGINNING, THE MIDDLE AND THE END

Rewrite the existing sentences so the quotations are written at the beginning, the middle and the end of each example.
(Note: You might need to embellish the sentence when using quotations in the middle.)

AT THE BEGINNING	IN THE MIDDLE	AT THE END
"I love to ride my bike," Claire said.		
	"I am so excited for the trip," Kelly said, "It will be so much fun."	
		Jordan replied, "Thank you for the generous gift."

<p>without.</p> <p>with quotation marks vs a story that compares and contrasts</p> <p>Create a Venn Diagram</p>	<p>are beneficial.</p> <p>that explains how to use quotation marks and why they</p> <p>Create an anchor chart</p>	<p>5 examples of each</p> <p>are reading Try to find at least 5 examples of quotation marks. You can pick any book you</p> <p>to find examples of quotation</p> <p>Go on a book hunt</p>
<p>practice using quotation marks.</p> <p>that would help your classmates</p> <p>Create a game</p>	<p>quotation marks.</p> <p>that tells all about how to use</p> <p>Create a song</p>	<p>correctly.</p> <p>to be able to use quotation marks</p> <p>that explains why it is important</p> <p>Create a top 5 list</p>
<p>explain your picture or symbol</p> <p>quotation marks. Make sure you</p> <p>different ways you can use</p> <p>that represents the three</p> <p>Create a picture or symbol</p>	<p>traits and perspectives.</p> <p>story. Think about their unique</p> <p>in a variety of ways in your</p> <p>sure you use the quotation marks</p> <p>That incorporates dialogue. Make</p> <p>Create a story</p>	<p>you want.</p> <p>a picture to go with your post if</p> <p>quotation marks. You can create</p> <p>that contains at least one set of</p> <p>Create a social media post</p>

There are so many ways you can show what you know about quotation marks. Pick a few of the activities below to show what you know.

LET'S GET CREATIVE WITH QUOTATION MARKS

all about
QUOTATION MARKS