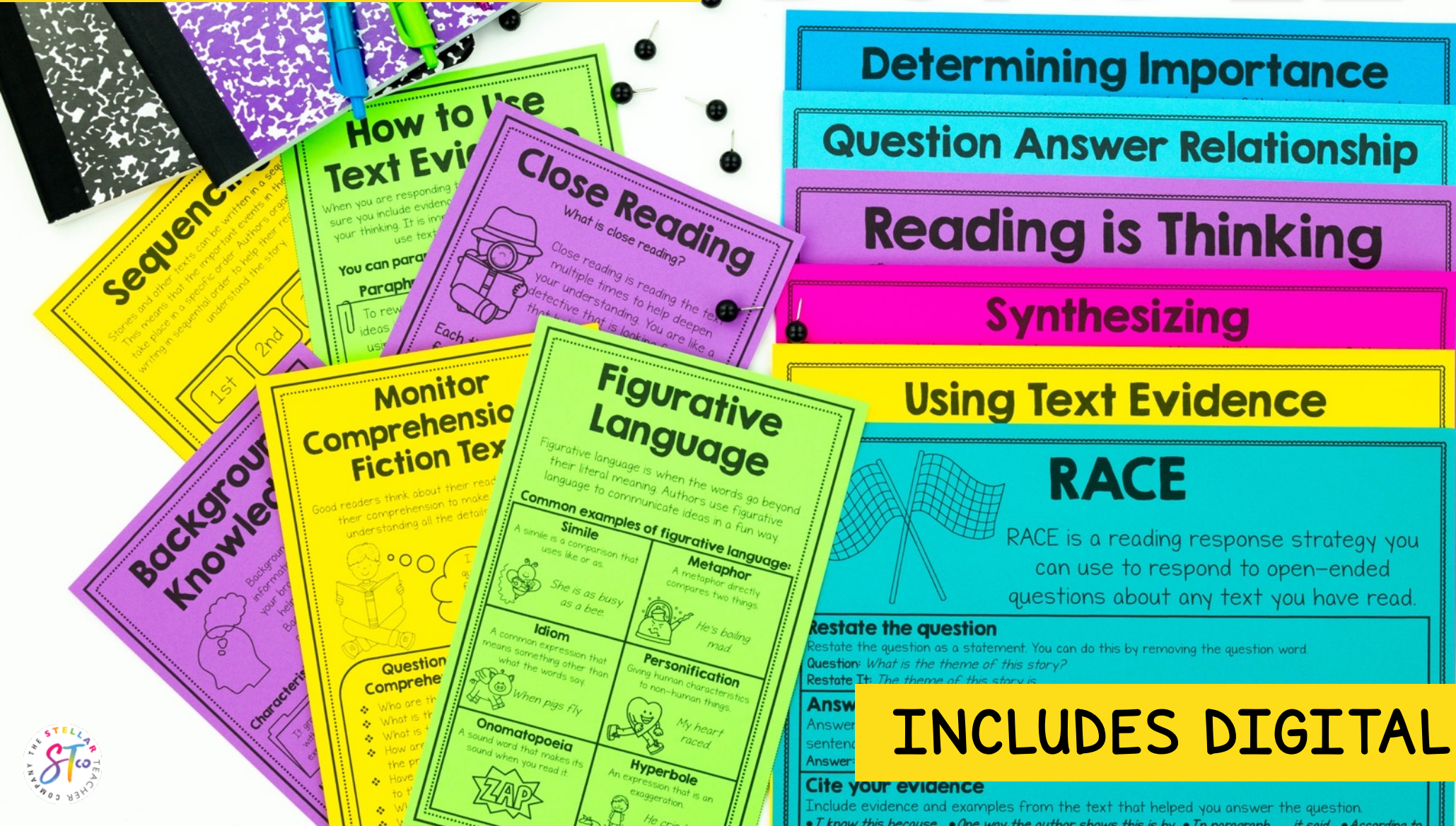


ANCHOR CHART BUNDLE

300+ POSTERS

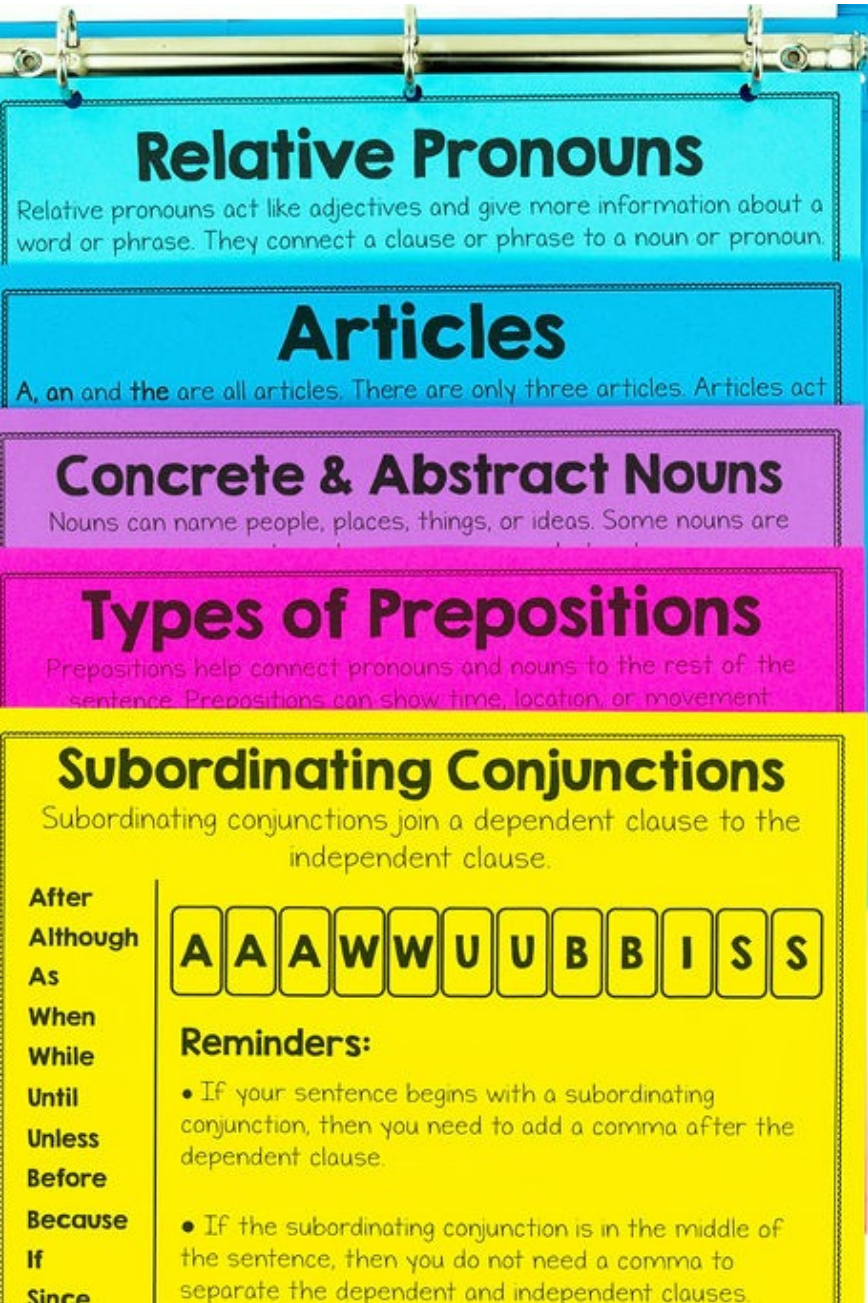


INCLUDES DIGITAL

3

REASONS TO LOVE

THIS BUNDLE OF ANCHOR CHARTS



TIME-SAVING

Think of how much time you'll save not having to create any of your anchor charts by hand. This bundle is filled with over 300 ready to print anchor charts.

CLEAR & CONCISE

Teachers love how clear and concise these charts are. They work great in upper elementary classrooms and provide student friendly language your students will understand.

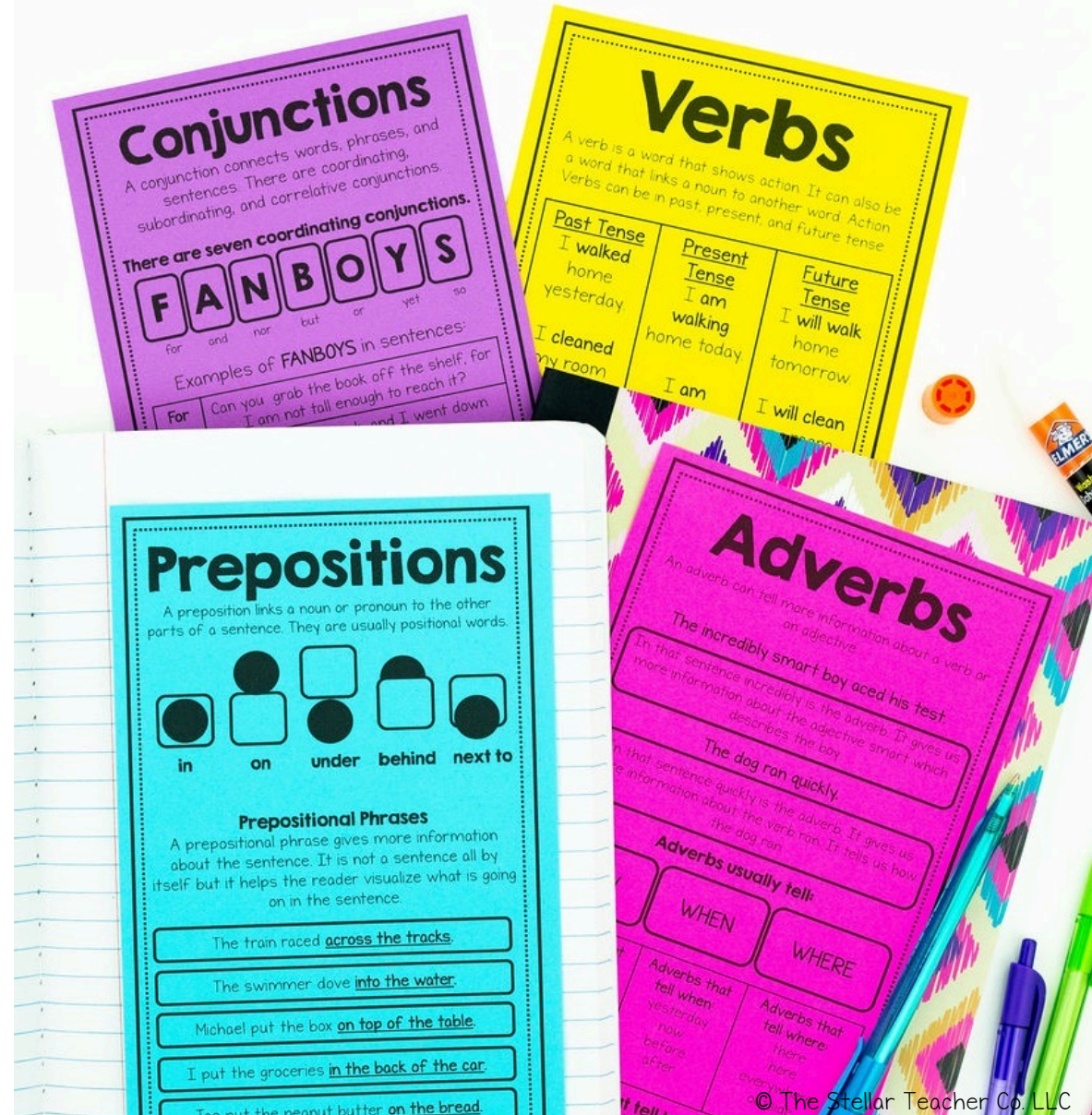
EASY TO USE

You'll get half page versions for student journals, whole page options for bulletin boards, and digital options to display whole group or to share in a virtual classroom.

WHAT'S INCLUDED?

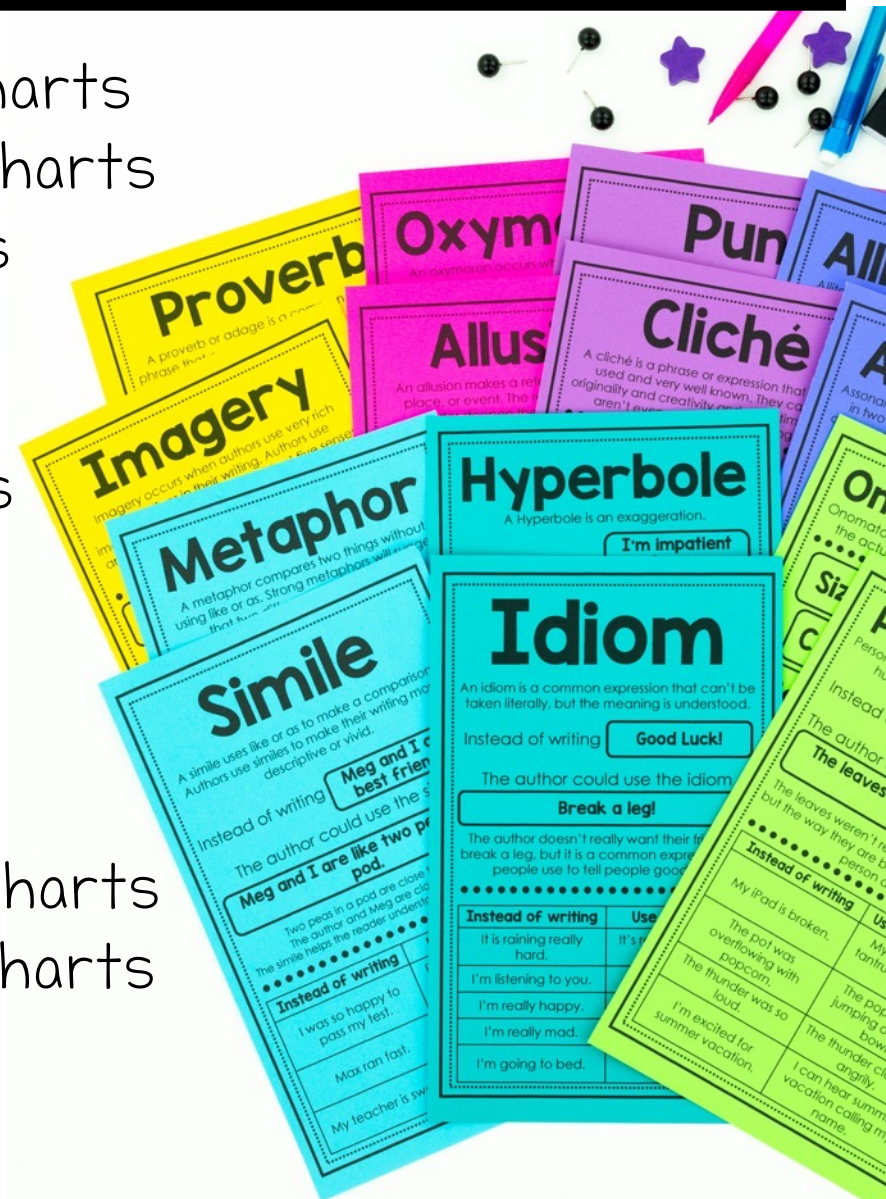
15 SETS OF ELA ANCHOR CHARTS

- ★ Half-Page Charts for Journals
- ★ Fill-In Charts for Notetaking
- ★ Full-Page Charts for Classroom Display
- ★ Digital Version for Virtual Classrooms



WHAT TOPICS DO THESE ANCHOR CHARTS COVER?

- 50 Reading Comprehension Anchor Charts
- 5 Nonfiction Text Structure Anchor Charts
- 17 Elements of Fiction Anchor Charts
- 24 Reading Genre Anchor Charts
- 15 Poetry Anchor Charts
- 14 Figurative Language Anchor Charts
- 20 Parts of Speech Anchor Charts
- 13 Writing Process Anchor Charts
- 15 Grammar Review Anchor Charts
- 15 Types of Writing Anchor Charts
- 20 Nonfiction Text Features Anchor Charts
- 40 Greek & Latin Root Word Anchor Charts
- 30 Reading Workshop Anchor Charts
- 20 Writing Workshop Anchor Charts



QUICK & EASY RESOURCE FOR STUDENT JOURNALS & NOTEBOOKS

STUDENTS REFERENCE ALL YEAR

Quotation Marks

Quotation marks are used to show dialogue. They go before and after the words someone said.
"I got an A on my test!" Billy told his mom.

There are three ways to use quotation marks.


Option 1: At the beginning.
"There are three ways to use quotation marks," said Mr. Smith.

Option 2: At the end.
Mr. Smith said, "There are three ways to use quotation marks."

Option 3: In the middle.
"There are three ways to use quotation marks," Mr. Smith said, "but if you practice you'll figure it out."

REMEMBER:

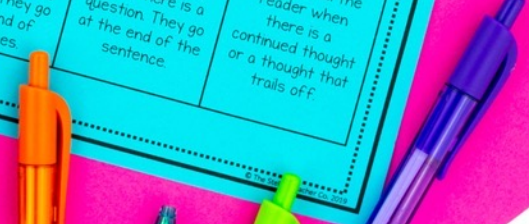
- Always capitalize the first letter of the quote.
- A comma is used to separate the dialogue and the speaker.
- A question mark or exclamation mark can take the place of a comma inside a quote.



Punctuation

There are a variety of punctuation marks. Good writers know the role of each mark and use them appropriately in their writing.

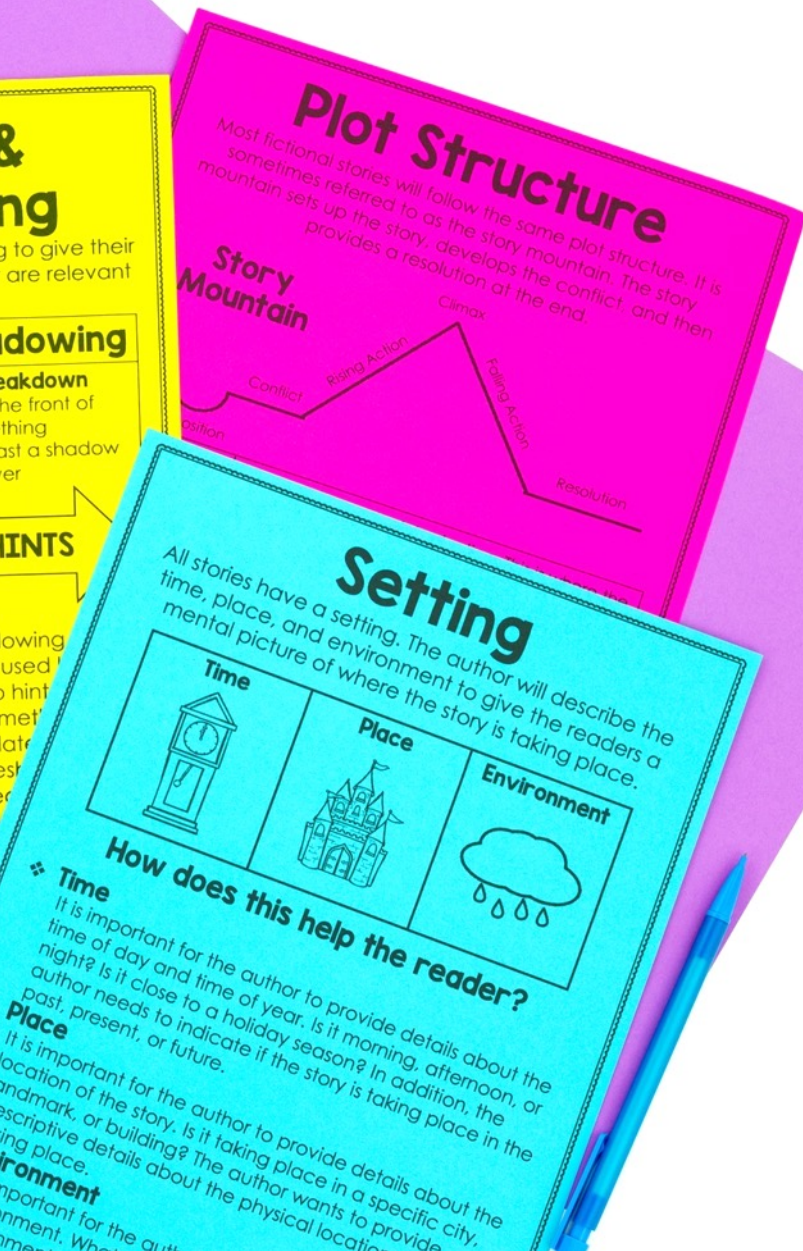
PERIODS Periods tell the reader when to stop. They go at the end of the sentence.	COMMAS Commas tell the reader when to pause. They go in the middle of some sentences.	QUOTATION MARKS Quotation marks tell the reader when someone is speaking. They go in the middle of sentences.
EXCLAMATION MARKS Exclamation marks tell the reader when there is a strong feeling. They go at the end of sentences.	QUESTION MARKS Question marks tell the reader when there is a question. They go at the end of the sentence.	ELLIPSES Ellipses can be used to tell the reader when there is a continued thought or a thought that trails off.



WHO NEEDS THIS BUNDLE?

THIS BUNDLE IS PERFECT IF YOU ARE...

- 3rd, 4th or 5th grade ELA teachers
- 6th grade teachers looking for remedial resources
- Intervention teachers
- Tutors
- Literacy coaches looking for resource for their teachers.
- Parents who want to provide enrichment at home
- Student teachers
- Homeschool parents



Analyzing Character Traits

As readers, we need to pay attention to the text to look for more information. To help you better understand a character you can think FAST!



Feelings

Pay attention to the character's feelings.
❖ How do they respond to the problem?
❖ How do their feelings change in the story?

Actions

Pay attention to the character's actions.
❖ How does the character behave?
❖ What motivates the character to behave this way?

Speech

Pay attention to the character's speech.
❖ Who do they talk to?
❖ What do they say?
❖ How do they say it?
❖ What don't they say?

Thoughts

Pay attention to the character's thoughts.
❖ What internal dialogue does the character have?
❖ What does the character think about themselves? The other characters?

As you pay attention to each of these elements, think about this one overarching question:

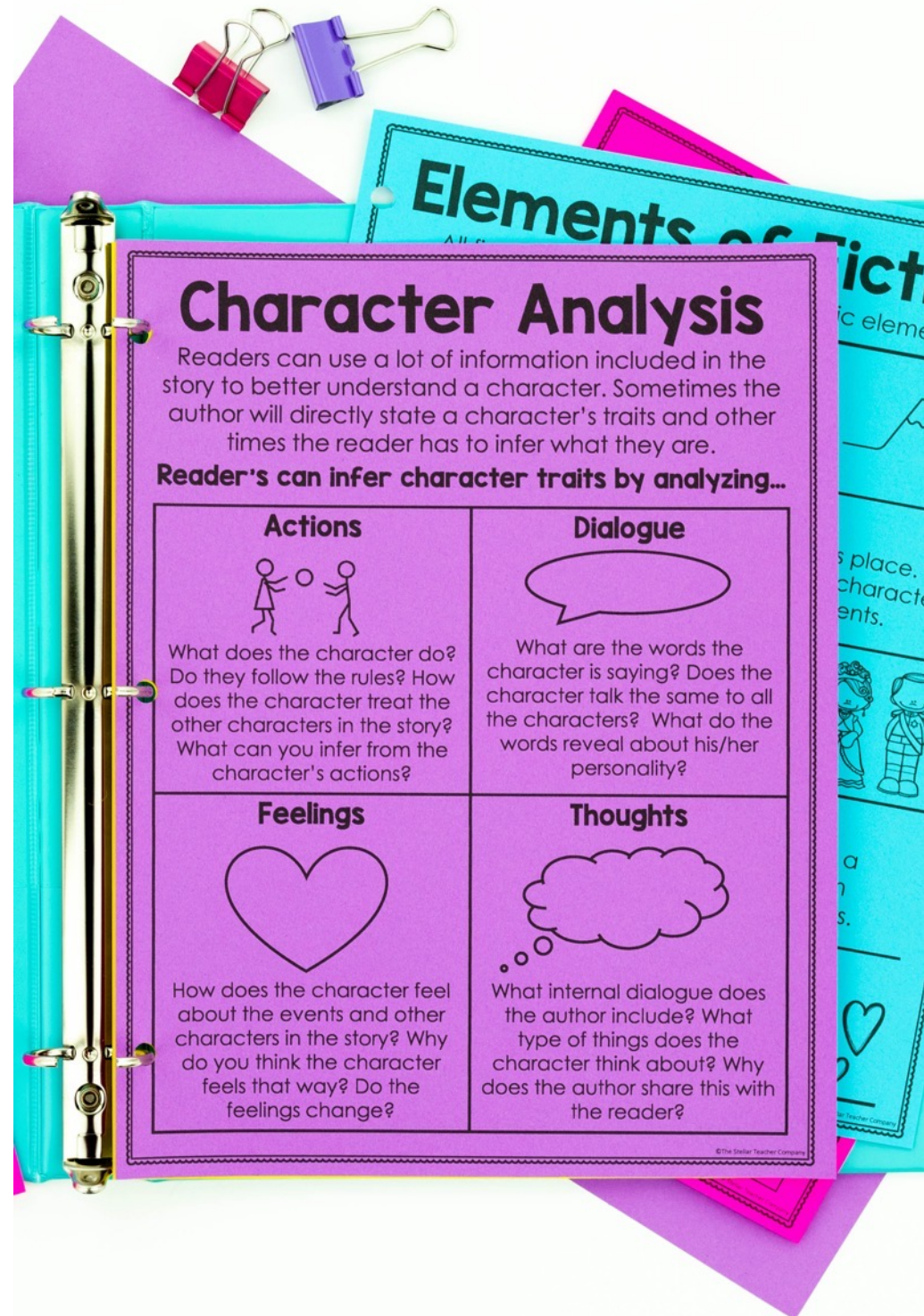
What does this tell me about the character?

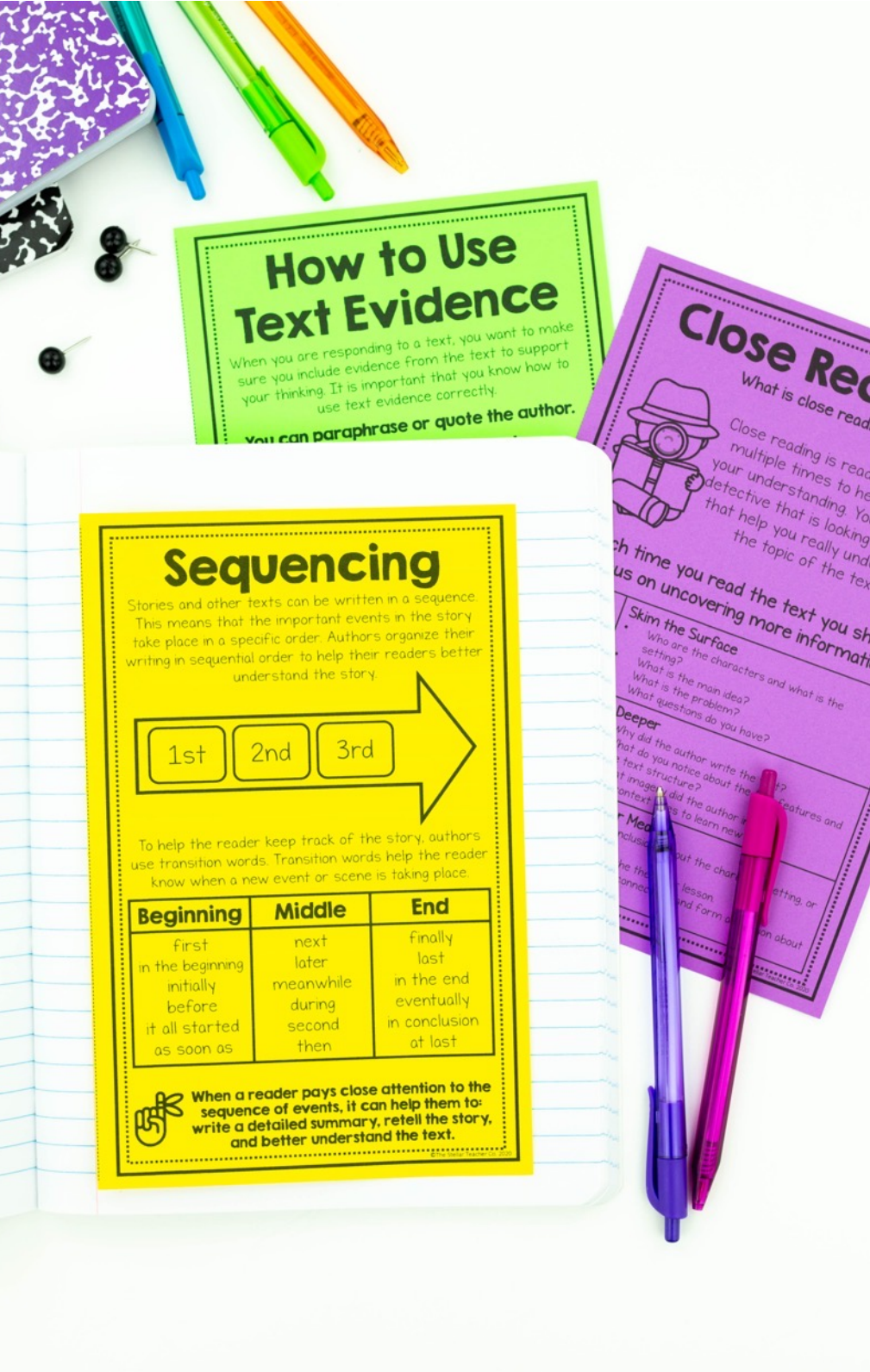
works in both
VIRTUAL &
In person
CLASSROOMS





“I am horrible with creating my own anchor charts. **This made my life so much easier.** Plus, each student gets their own copy. No more trying to save charts from years before.”
- *Melissa M.*





“This has been a lifesaver for my students and me this year. They place the anchor charts into their Interactive Notebook, and now they know that when they’re working in stations and they need help, they can grab their notebook and look up the information on their own! Thanks so much!”

- Elena D.



“This has saved me so much time! It’s also well organized and goes with the standards we are teaching this year! Thank you for making this resource!”
- *Stephanie S.*

