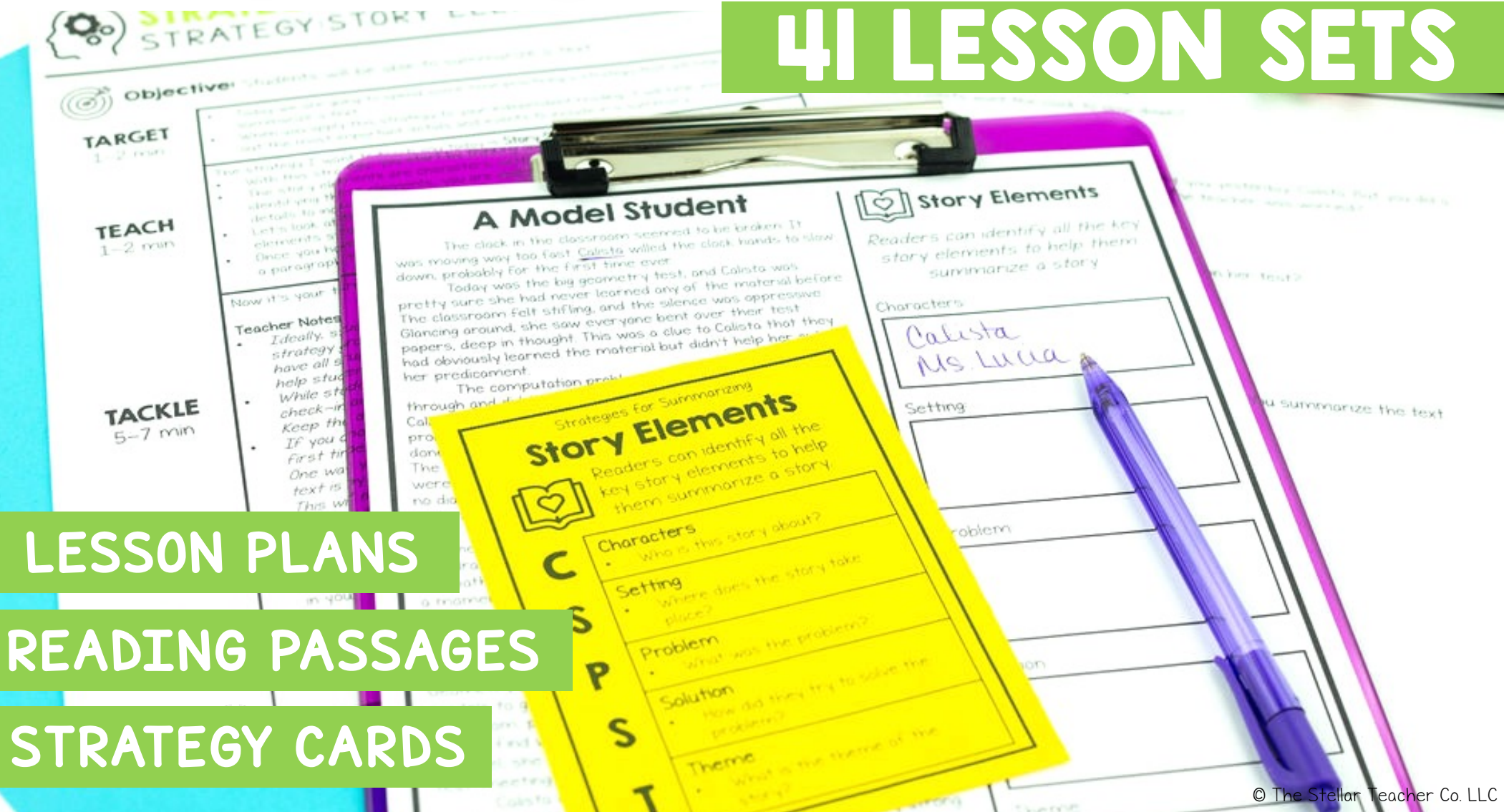


scripted lesson sets to teach key fiction reading skills

SMALL GROUP LESSONS FICTION BUNDLE

41 LESSON SETS



LESSON PLANS

READING PASSAGES

STRATEGY CARDS

3

REASONS TO LOVE THESE SMALL GROUP LESSONS



TIME-SAVING

Stop searching for small group resources. This bundle includes EVERYTHING you need for a successful small group lesson to teach fiction skills.

LOW PREP

These lessons are seriously just print and teach. Pick the objective you want to teach, print the materials, and you'll be all set to teach. It will take you just a few minutes each week to print and prep your small group lessons.

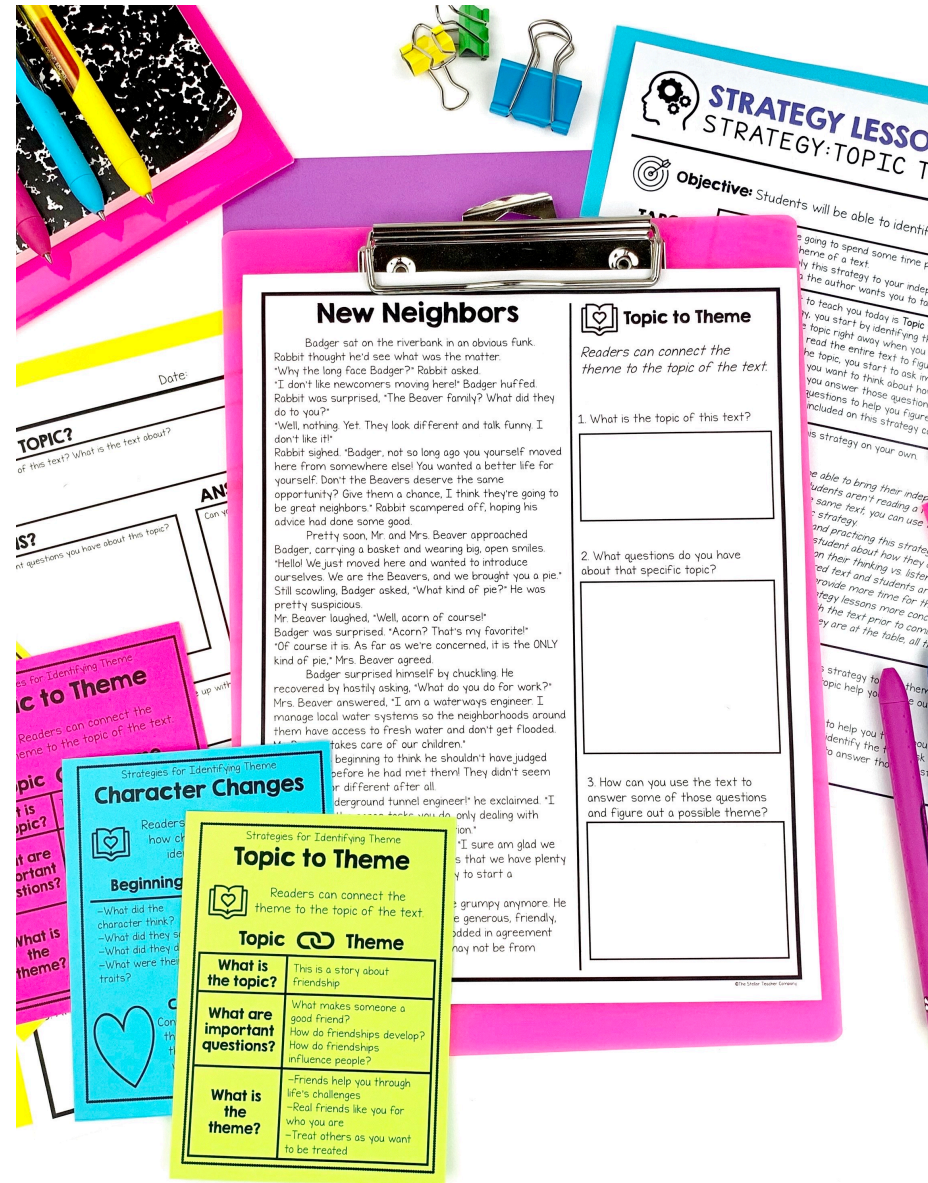
EASY TO USE

Each lesson set follows a simple easy-to-use framework. If you are uncertain how to structure your small group lessons, this bundle is perfect for you. You can finally feel confident in how you teach small group lessons.

WHAT'S INCLUDED?

41 READING SMALL GROUP LESSON SETS

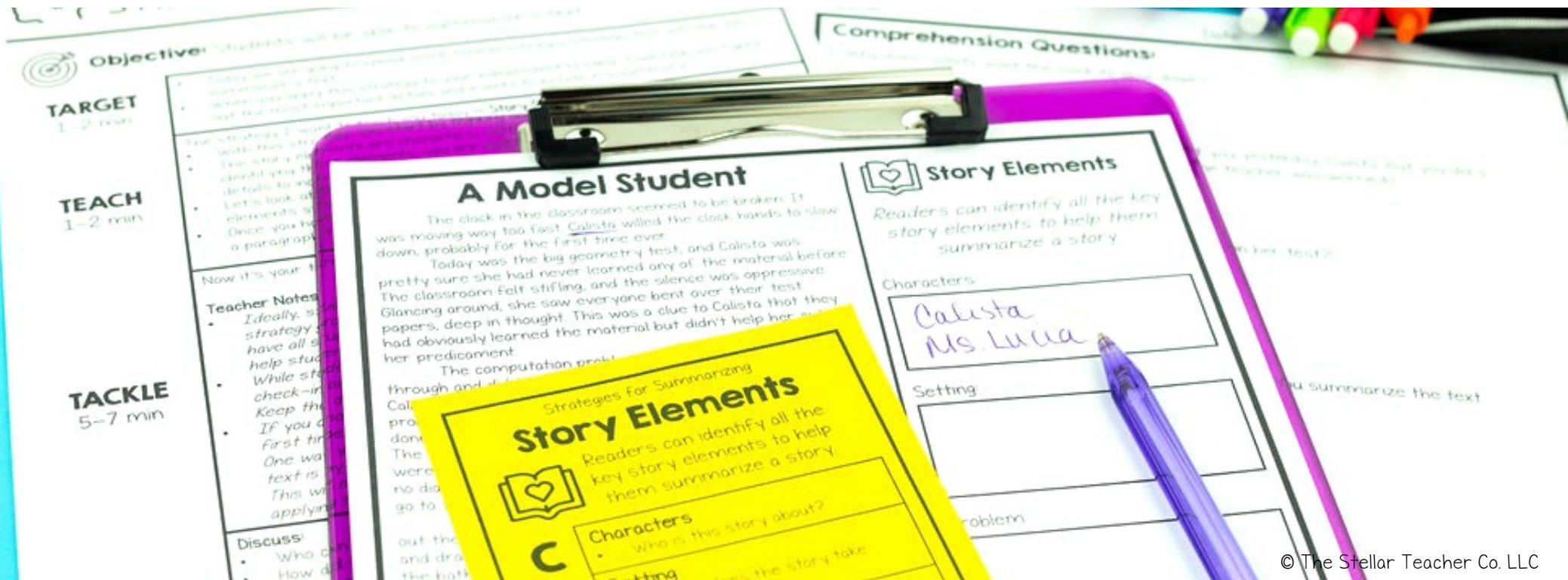
- ★ 41 Scripted Teacher Lesson Plans
- ★ 41 Reading Passages
- ★ 41 Response Sheets/ Graphic Organizers
- ★ 41 Strategy Cards (AKA Mini Anchor Charts)
- ★ Digital Versions
- ★ Small Group Teacher Guide



WHAT SKILLS DO THESE LESSONS COVER?

- 12 Character Lessons
- 10 Plot Structure/Story Events
- 5 Point of View Lessons
- 5 Setting Lessons
- 4 Summarizing Fiction Lessons
- 4 Theme Lessons

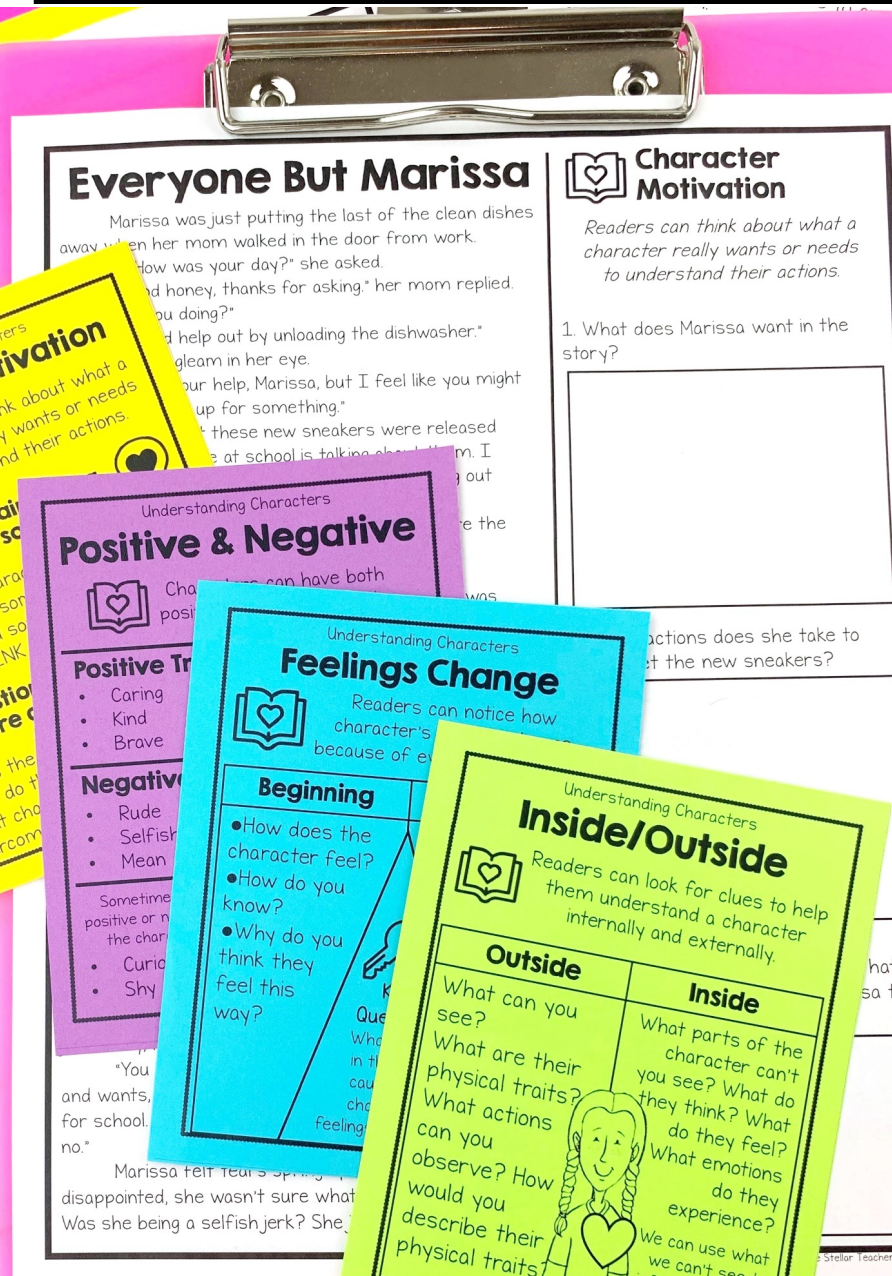
You can see a full list/description of each lesson by checking out the individual product descriptions.



WHO NEEDS THIS BUNDLE?

THIS BUNDLE IS PERFECT IF YOU ARE...

- 4th or 5th grade reading teachers
- 3rd grade teachers with strong readers
- 6th grade teachers looking for remedial resources
- Intervention teachers
- Tutors
- Literacy coaches looking for resource for their teachers
- Parents who want to provide enrichment at home
- Student teachers



Just print the set you want to teach, and you're set for a stellar small group lesson.

LOW PREP and EASY-TO-USE



STRATEGY LESSON #5

FOCUS: Feelings Change



Objective: Students will be able to identify how a character's feelings change by understanding that characters' feelings can change.

TARGET

- Today we are going to spend time analyzing characters in a story, we can understand the whole.
- When we analyze the characters, we can see how their feelings change.

TEACH

- The focus for today is understanding how characters' feelings change from the beginning to the end of the story.
- With this focus, you will understand how characters' feelings change in the story.
 - When we analyze the characters, we can see how their feelings change from the beginning of the story to the end of the story.
 - Let's look at the strategy that we are using today: Feelings Change strategy.
 - Let's look at the focus for today.

TACKLE

Now it's your turn to try the strategy.

Teacher Notes:

- Ideally, students work in a strategy group. If you don't have all students, you can help students apply the strategy.
- While students are working, check-in and talk to them. Keep the discussion focused on the strategy.
- If you choose to use the strategy for the first time, you can provide a model. One way you can do this is by providing a model of the strategy. This will make it easier for students to apply the strategy.

Change of Heart

My name is Lia and I like school just fine, but I really, really hate PE. Everyone in my family is obsessed with health, fitness, and exercise. Let's eat granola for breakfast! Let's go for a hike! I sincerely wish to be left alone to eat cookies and watch TV! Sometimes I feel like I was born into the wrong family.

To top it all off, PE is mandated at school 3 times a week! I feel irritated and exhausted at the same time. Let's run a mile! Um, let's not. The activities are lame and sweating in your school clothes is the worst. But every time I complain, my parents just say I hadn't found the right physical activity to "bring joy to my life." Barf.

So today is Tuesday and, hurray, it's PE time! I drag myself into line with an admittedly rotten attitude and trudges behind my class to the multi-purpose room. At least I don't have to run the mile today, right?

The regular PE teacher isn't in the front of the room like usual. There is a peppy looking girl in yoga pants and neon sneakers, upbeat music playing on a Bluetooth speaker behind her.

"Hey, 4th grade! I'm the PE sub today, Ms. Lacey! We're going to try a new kind of workout today, so grab some space and let's go!"

OK, I hate exercising, but I love a spot and bounce a little.



Feelings Change

Readers can notice how character's feelings change because of events in the story.

1. How does Lia feel about PE in the beginning of the story?

2. How do you know?

3. How does Lia feel about PE at the end of the story?

TAKE A CLOSER LOOK...

SCRIPTED TEACHER LESSON PLANS

Focuses on one bite-sized objective.

Each lesson follows the same 4T lesson structure: Target, Teach, Tackle, Transfer.

Includes the exact words and phrases you should say to help your students master the objective.

STRATEGY LESSON #1
STRATEGY: TOPIC TO THEME

Objective: Students will be able to identify the theme of a text

TARGET
1-2 min

- Today we are going to spend some time practicing a strategy that will help you identify the theme of a text.
- When you apply this strategy to your independent reading, it will help you figure out the big idea the author wants you to take away from reading the text.

TEACH
1-2 min

The strategy I want to teach you today is **Topic to Theme**.

- With this strategy, you start by identifying the topic of the text. Sometimes you can figure out the topic right away when you first start reading, and other times, you might need to read the entire text to figure out.
- Once you identify the topic, you start to ask important questions about this topic. As you are reading, you want to think about how the text and the character's experience can help you answer those questions.
- Then you use those questions to help you figure out a possible theme of the text. Let's look at the example included on this strategy card.

Now it's your turn to try this strategy on your own.

Teacher Notes:

- Ideally, students would be able to bring their independent reading texts to the strategy group. If your students aren't reading a fictional text, or if you prefer to have all students using the same text, you can use the text **New Neighbors** to help students apply this specific strategy.
- While students are reading and practicing this strategy independently, you want to check-in and talk with each student about how they are applying the strategy. Keep the discussion focused on their thinking vs. listening to them read.
- If you choose to use the shared text and students are reading the text for the first time, you might need to provide more time for this portion of the lesson. One way you can keep your strategy lessons more concise and still use a shared text is by providing students with the text prior to coming to the strategy group. This will make sure that while they are at the table, all they are focusing on is applying the strategy.

TACKLE
5-7 min

TRANSFER
2-3 min

Discuss:

- Who can tell me how they used this strategy to help them identify the theme?
- How did asking questions about the topic help you figure out a possible theme of the story?

Link:

- Remember, you can use this strategy to help you think about the theme anytime you are reading independently. You can identify the topic, ask important questions about the topic, and then use the text to answer those questions and come up with the theme.

TAKE A CLOSER LOOK...

STUDENT PASSAGES & RESPONSE PAGES

Student passage written for each lesson objective.

Change of Heart

My name is Lia and I like school just fine, but I really, really hate PE. Everyone in my family is obsessed with health, fitness, and exercise. Let's eat granola for breakfast! Let's go for a hike! I sincerely wish to be left alone to eat cookies and watch TV! Sometimes I feel like I was born into the wrong family.

To top it all off, PE is mandated at school 3 times a week! I feel irritated and exhausted at the same time. Let's run a mile! Um, let's not. The activities are lame and sweating in your school clothes is the worst. But every time I complain, my parents just say I hadn't found the right physical activity to "bring joy to my life." Barf.

So today is Tuesday and, hurray, it's PE time! I drag myself into line with an admittedly rotten attitude and trudges behind my class to the multi-purpose room. At least I don't have to run the mile today, right? The regular PE teacher isn't in the front of the room like usual. There is a peppy looking girl in yoga pants and neon sneakers, upbeat music playing on a Bluetooth speaker behind her.

"Hey, 4th grade! I'm the PE sub today, Ms. Lacey! We're going to try a new kind of workout today, so grab some space and let's go!"

OK, I hate exercising, but I love good music! I find a spot and bounce a little on the balls of my feet.

Ms. Lacey shouts, "Today we are going to do a boot camp circuit work out! Follow me!" She shouts instructions just before starting each exercise. We don't do any one exercise for more than 10 reps, and the time is flying by. The music makes it seem... not like work, I guess. Uh, oh I'm having fun!

So long story short, I had a blast doing the boot camp circuit work out. The music was fun, and the fast pace kept me from feeling bored or tired. So, my parents found me a class at the local gym where I can go do boot camp workouts 3 days a week. Voluntarily!

I will try to have a better attitude about PE from now on. Now that I understand why everyone likes exercise so much, I will stop being such a pill.

Feelings Change

Readers can notice how character's feelings change because of events in the story.

1. How does Lia feel about PE in the beginning of the story?

2. How do you know?

3. How does Lia feel about PE at the end of the story?

4. How do you know?

5. What event caused this change?

Date: _____

BEGINNING **END**

Character like at the beginning: _____

What was the character like at the end? _____

POSSIBLE THEME

want to teach the reader from the changes the character experienced?

her fear of public speaking would prevent her from reaching her _____

and overcome her fear?

g doesn't completely disappear, but how does she handle this _____

Questions to help students apply the focus skill to the passage.

Includes graphic organizer & three general comprehension questions.

TAKE A CLOSER LOOK...

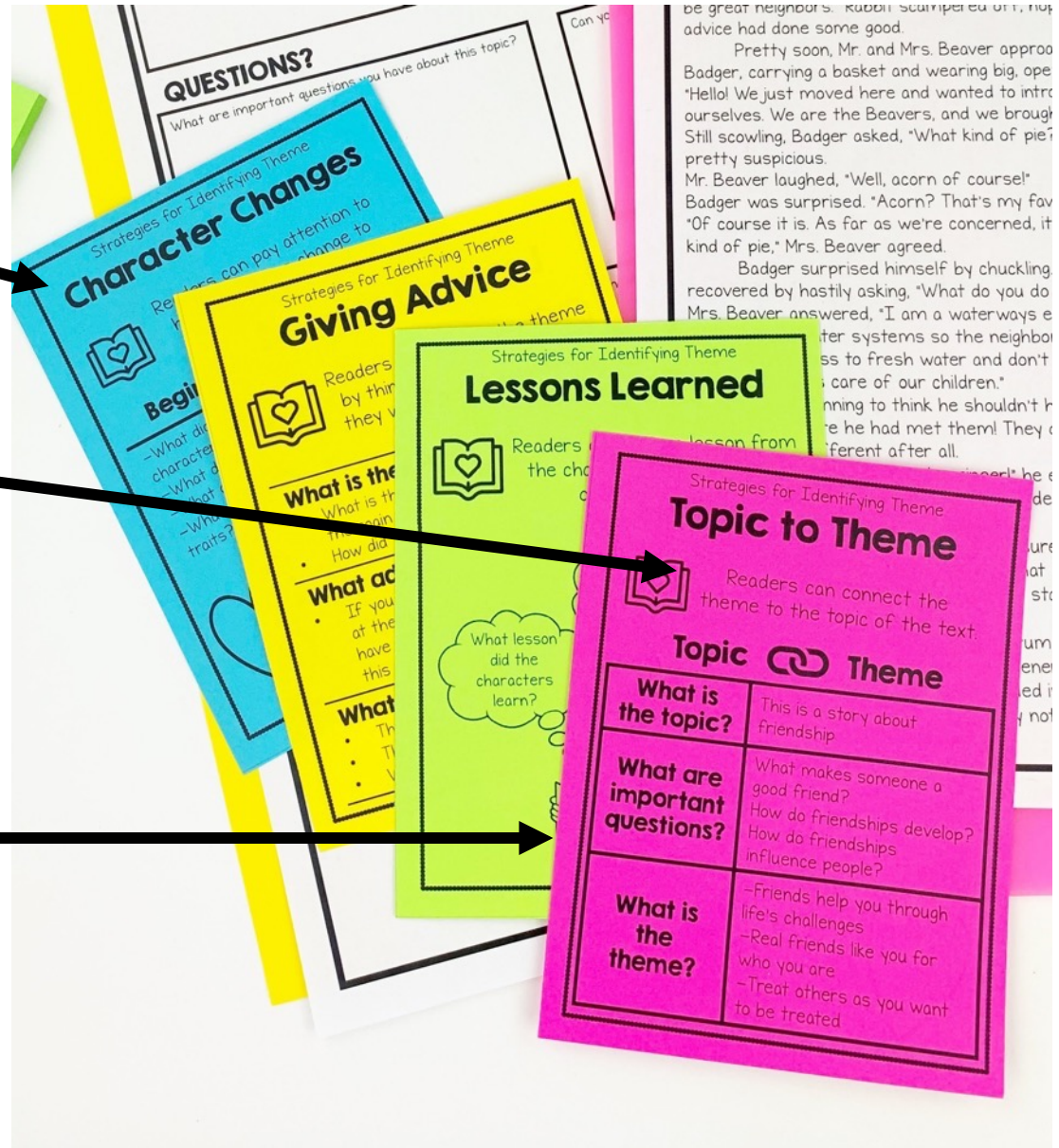
STRATEGY CARDS (AKA MINI ANCHOR CHARTS)

Strategy card for each lesson objective.

Student friendly definition or explanation.

Includes questions, steps, a process, or a visual reminder of how to apply that focus skill.

Great to place on a strategy ring!





Name: _____

Date: _____

BEGINNING

END

What was the character like at the beginning?

What was the character like at the end?

POSSIBLE THEME

What does the author want to teach the reader from the changes the character experienced?

1. Why does Shelby feel like her fear of public speaking would prevent her from reaching her goals?
2. What does Shelby do to try and overcome her fear?
3. Shelby's fear of public speaking doesn't completely disappear, but how does she handle this fear at the end of the text?

works in both
VIRTUAL &
In person
CLASSROOMS

INCLUDES TEACHER GUIDE

Are you new to using small groups in your classroom? No worries! We got you!

This resource also includes a 2 page teaching guide PDF that walks you through all the ins and outs of strategy groups. You also get a generic strategy group lesson plan along with sentence starters so you can create your own strategy lesson plans.

Strategy Group FAQs
Strategy groups are an effective tool for...
group instruction, it can...
Here are some...

TEACHING GUIDE: Strategy Groups

What is a strategy group?
A strategy group is a small group reading lesson that focuses on teaching students a reading strategy that will help them be more independent readers. Strategy groups are short-term, include students from a variety of reading levels, and provide guided support for students who all seem to struggle with a specific reading skill. You can pull a strategy group for ANYTHING that will help your students grow as readers – book selection, comprehension skill, responding to reading etc.

Why should I prioritize strategy groups?

- Strategy groups can save you time. When you identify students who have similar needs you can address all of them in a strategy group.
- It helps fill in the gaps. Not every student in your guided reading groups will have ALL the same skills, even if they are all on the same level. You can use strategy groups to fill in the gaps for students across multiple levels.
- Practicing reading strategies in small group can be much more engaging for students than independent practice.
- Some students need more support than others and strategy groups are another way you can help students become more independent with the strategies you teach.

Strategy Group Reminders:

- Small Group Instruction
- 10 minutes
- Focused on ONE strategy
- Students from various levels
- Students can use their own text

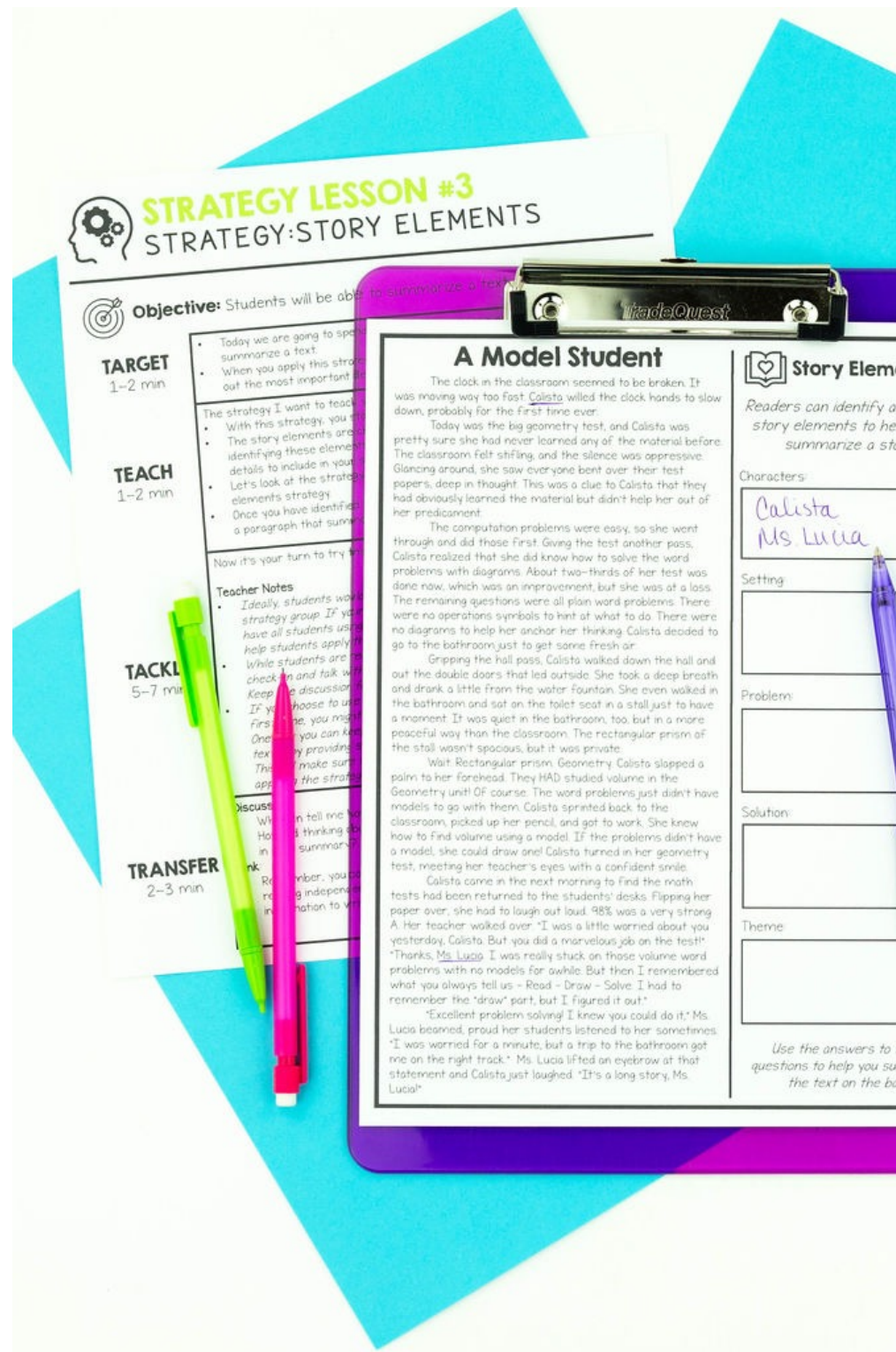
How should I structure my strategy group?
Strategy groups are meant to be short and concise. This is a time to reinforce, remind, and practice a strategy that students have been previously taught either during a whole group mini-lesson or in a guided reading lesson. The goal is to give students a quick win that will help them experience some comprehension success. The following can be a really effective framework for strategy group lessons.

Target	Teach	Tackle	Transfer
Tell students why they have been gathered together and share the target skill/strategy you will be focusing on. Be explicit. Tell them WHAT the skill is, and HOW it will help them as a reader.	Teach students a very specific process or set of steps they should follow. Quickly model what this will look like in a text you are reading. Remind students of the first time you taught this skill/strategy and discuss how it helps them as readers.	Give students time to tackle the target skill on their own. Let them practice with the independent book they brought to the strategy group or a short text you provide. During this time check in with each student, and see if they are able to apply the target skill.	Prepare students to apply this skill/strategy to future independent reading texts. Restate target skill and ask students to explain how it helps them as a reader and the steps they can take to apply that skill to their reading.
1-2 minutes	1-2 minutes	5-7 minutes	2-3 minutes

©The Stellar Teacher Co. LLC



“I’ve started using this in my strategy groups with my 5th graders. This resource is very helpful because it is very low prep. I just print the topic that my students need extra help on and I’m ready to go.”
- Lilian D.





“Loved this resource to use with my small reading groups. It was very easy to plan and prep. My students were engaged and it made it easy to review previous taught standards.”
- Erica M.

All the World's a Stage

My name is Shelby and I have one crippling Fear in life: public speaking. Pitch black night? Great! Incredible heights? No problem! Tiny, enclosed spaces? I got this. But being on stage in front of crowds of people reduces me to a hyperventilating mess.

Unfortunately, because of my goals in life, this fear was seriously holding me back. My dream is to be an activist for the environment. I will probably need a law degree, too. What do lawyers and activists have in common? They both speak in public, whether they be courtrooms or at rallies.

My 9th grade English teacher encouraged me to join the debate team after reading an essay about my goals. I went to one inter-district event and broke out in hives just watching the team members debating on stage, with microphones, in front of a large group of spectators. As my teacher pointed out though, sometimes the only way out is through. Meaning, the only way to reach my goals is to face my fears. I agreed to join the team.

To start, I had to give a brief speech arguing for an increase in the federal minimum wage. Doing my research, I became excited because it was clear to me that it was a cause I could get behind. Thinking about the positive impact it would have on many, many lives gave me the desire to influence others to see my perspective. I put everything I had into writing a flawless speech. Now what?

The next day I was to present my speech to the debate club. Unfortunately, when I got to the podium at the front of the classroom, my mind went blank. My mouth was dry, and I felt like I was going to pass out. I couldn't actually give my carefully prepared speech!

After debate club, my coach suggested I practice. Practice would help me build confidence, and I could increase the level of challenge over time.

That night, I gave my speech to myself in my bedroom mirror. The next day, I gave to my family at the dinner table. Everyone was so supportive! I finally had the motivation to give the speech to the debate team. They let me give the speech over and over, until I was able to walk around, and speak with a strong voice.

When the time came to deliver my speech at a debate event, I was confident in both my speech and myself. I wanted to be a part of bringing positive change to the world. I walked onto the stage and looked into the bright lights. I took a deep breath started talking. The audience seemed huge but was full of friendly faces. My voice shook for the first part of the presentation. But when I didn't pass out or vomit, my confidence grew. At the end of the speech, the audience rose to their feet and clapped like mad. What a feeling that was!

My fear of public speaking isn't gone, but now I have strategies to get through it. It's what I'm going to need to do to reach my goals.

Character Changes

Readers can pay attention to how characters change to identify the theme.

1. Describe the character's thoughts, feelings, and actions of the beginning of the story.

2. Describe how the character changed throughout the story.

3. What BIG IDEA do you think the author wants you to learn from this character change?



“These are some of my favorite resources! Everything is nicely scaffolded, and I love the short lessons. These are perfect for guided reading!
- Madison A.



STRATEGY LESSON #3

STRATEGY: STORY ELEMENTS



Objective: Students will be able to summarize a text.

TARGET

1-2 min

- Today we are going to spend some time practicing a strategy that will help you summarize a text.
- When you apply this strategy to your independent reading, it will help you figure out the most important details and events to include in a summary.

TEACH

1-2 min

- The strategy I want to teach you today is **Story Elements**.
- With this strategy, you start by thinking about and identifying the Story Elements.
 - The story elements are characters, setting, problem, solution and theme. By identifying these elements, you are able to identify the most important story details to include in your summary.
 - Let's look at the strategy card to see the different components of the story elements strategy.
 - Once you have identified the Story Elements you can use this information to write a paragraph that summarizes the most important details of the text.

Now it's your turn to try this strategy on your own.

Teacher Notes:

- Ideally, students would be able to bring their independent reading texts to the strategy group. If your students aren't reading a fictional text, or if you prefer to have all students using the same text, you can use the text **A Model Student** to help students apply this specific strategy.
- While students are reading and practicing this strategy independently, you want to check-in and talk with each student about how they are applying the strategy. Keep the discussion focused on their thinking vs. listening to them read.
- If you choose to use the shared text and students are reading the text for the first time, you might need to provide more time for this portion of the lesson. One way you can keep your strategy lessons more concise and still use a shared text is by providing students with the text prior to coming to the strategy group. This will make sure that while they are at the table, all they are focusing on is applying the strategy.

Discuss:

- Who can tell me how they used this strategy to help them summarize the text?
- How did thinking about the story elements help you identify what details to include in your summary?

TRANSFER

2-3 min

- Link:**
- Remember, you can use this strategy to help you summarize anytime you are reading independently. You can identify the Story Elements and use that information to write a summary paragraph.

DON'T NEED EVERY SET IN THIS BUNDLE?

YOU CAN JUST GRAB THE INDIVIDUAL SETS YOU'RE LOOKING FOR.

includes comprehension questions & graphic organizers

STRATEGY LESSONS CHARACTERS

12 LESSONS

Character Motivation

Motivations explain character actions

Positive & Negative

Feelings Change

Inside/Outside

Outside

Inside

LESSON PLANS

READING PASSAGES

STRATEGY CARDS

[Click HERE for the characters set.](#)

scripted lessons and passages to teach setting

STRATEGY LESSONS SETTING

5 LESSONS

The New House

Story Settings

Organize Your Thinking

Comprehension Coach

LESSON PLANS

READING PASSAGES

STRATEGY CARDS

[Click HERE for the setting set.](#)

scripted lesson sets to teach key fiction reading skills

STRATEGY LESSONS STORY EVENTS

10 LESSONS

Left Alone

What is Plot?

Organize Your Thinking

Summarize the Plot

LESSON PLANS

READING PASSAGES

STRATEGY CARDS

[Click HERE for the plot set.](#)

scripted lessons and passages to teach POV

STRATEGY LESSONS POINT OF VIEW

6 LESSONS

Operation Surprise

1st Person POV

LESSON PLANS

READING PASSAGES

STRATEGY CARDS

[Click HERE for the point of view set.](#)

scripted lessons and passages to teach theme

STRATEGY LESSONS THEME

4 LESSONS

New Neighbors

Topic to Theme

Character Changes

LESSON PLANS

READING PASSAGES

STRATEGY CARDS

[Click HERE for the theme set.](#)

scripted lessons and passages to teach summarizing

STRATEGY LESSONS SUMMARIZING

4 LESSONS

SWBST

Story Elements

5 W Questions

BME

LESSON PLANS

READING PASSAGES

STRATEGY CARDS

[Click HERE for the summarizing set.](#)

LOOKING FOR OTHER RESOURCES TO HELP SMALL GROUP?

If you're looking for both fiction and nonfiction lesson plans, check out this year-long bundle.

107 scripted lesson sets to teach key reading skills

STRATEGY LESSONS YEAR - LONG Bundle

LESSON PLANS
READING PASSAGES
STRATEGY CARDS

Click [HERE](#) to check out this strategy lesson bundle!

Task card sets include short reading passages, graphic organizers, and questions - perfect for small group.

includes comprehension questions & graphic organizers

READING TASK CARD BUNDLE

320+ Passages

16 READING SKILLS
FICTION & NONFICTION

Click [HERE](#) to check out this reading task card bundle.

LET'S CONNECT




My favorite way to help support and encourage teachers is with my weekly podcast! Have you tuned in yet?

STELLAR TEACHER PODCAST

with Sara Marye



Each week I share actionable tips and easy strategies that you can implement immediately. Tune in on your drive to work or as you're setting up your classroom for the day.



[CLICK HERE TO LISTEN TO THE LATEST EPISODE!](#)

Be sure to follow and subscribe on your favorite podcast player app!