


# Reading Resource Bundle

## NONFICTION TEXT FEATURES

### STRATEGY LESSONS NONFICTION TEXT FEATURES


10 small group lesson sets



DIGITAL VERSION INCLUDED

### DIFFERENTIATED READING PASSAGES


3 Sets of Leveled Passages



DIGITAL VERSION INCLUDED

### READING PASSAGES NONFICTION TEXT FEATURES

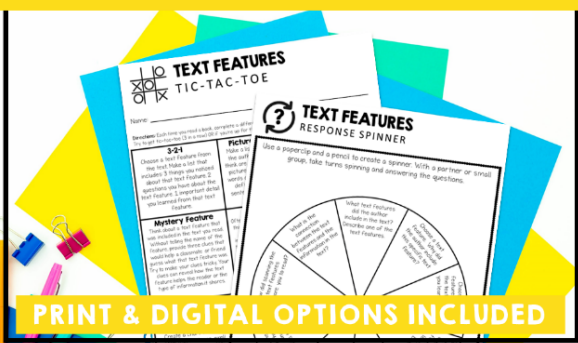
10 Passages and Response Pages



DIGITAL VERSION INCLUDED

### NONFICTION TEXT FEATURES


READING RESPONSE ACTIVITIES



PRINT & DIGITAL OPTIONS INCLUDED

### PICTURE OF THE DAY NONFICTION TEXT FEATURES

Includes Both Print & Digital



10 pictures to practice nonfiction text features!

### TEXT FEATURE TASK CARDS

20 Read & Respond Task Cards



DIGITAL VERSION INCLUDED

# WHAT'S INCLUDED:

## **Small Group Lesson Plans & Passages**

Includes 10 small group lesson plan sets complete with lesson plan, reading passage, strategy card, comprehension questions, and graphic organizers – everything you need to teach an effective small group lesson.

## **Reading Task Cards**

Includes 20 reading task cards. Each task card is short (just a half a page) and includes graphic organizers and comprehension questions as part of the response options.

## **Differentiated Reading Passages**

Each text included in this set is written at three different reading levels so regardless of the grade you are teaching, you can give your students the level that will best meet their instructional needs.

## **Reading Passages & Comprehension Questions**

Get 10 reading passages that are aligned to the skill of understanding text features. Each passage also has a response template with a graphic organizer and comprehension questions. This is a great set for homework, independent practice or even to use as an assessment.

## **Picture of the Day**

Get 10 pictures that include prompts to help students understand text features. Students will get practice "reading the picture" which will give them confidence in their ability to apply this reading skill to their independent reading as well.

## **Reading Response Activities**

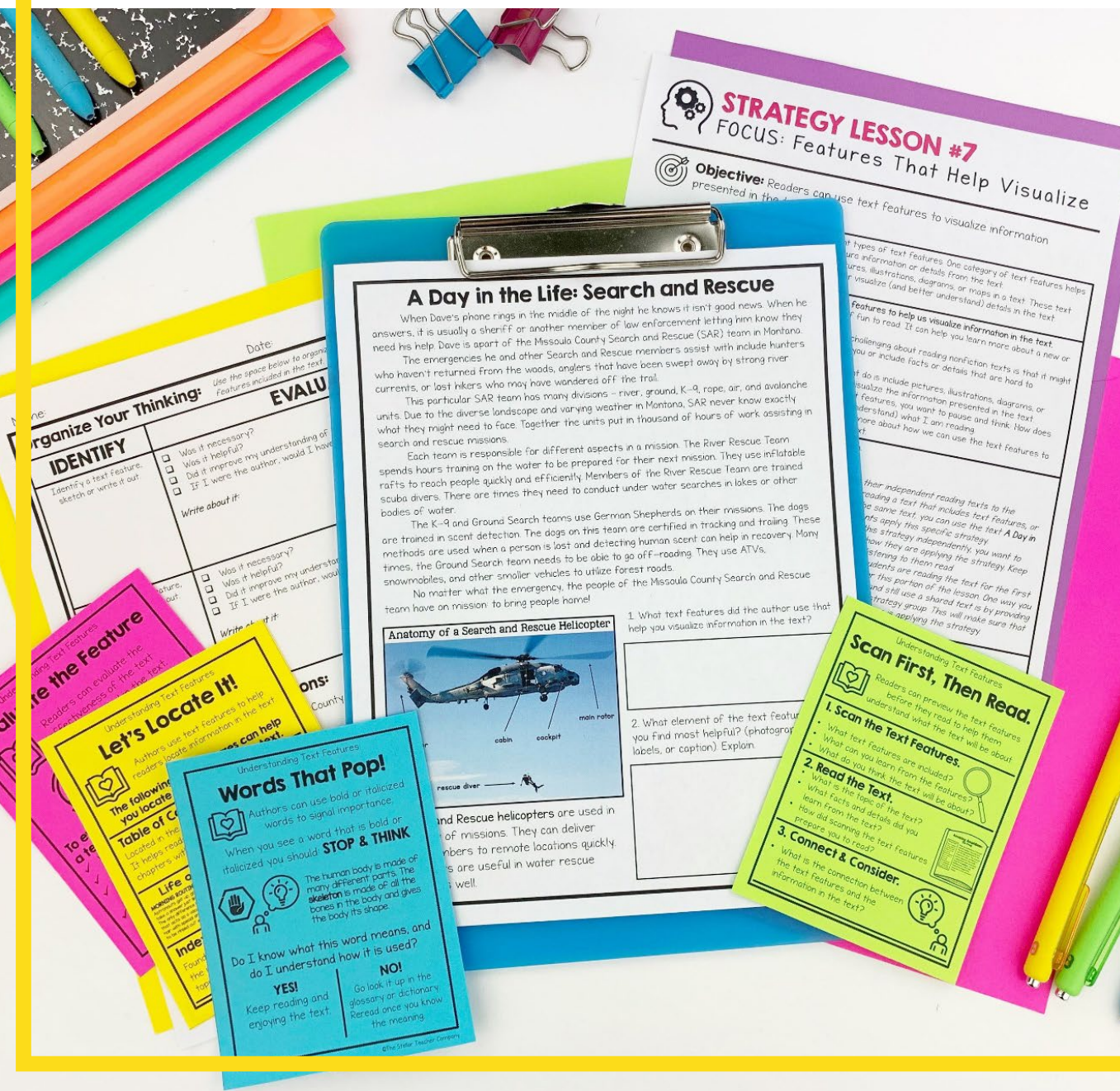
These fun and engaging response activities, question stems, worksheets, and choice boards are exactly what you need to help your students learn to understand text features in nonfiction text.

# Small Group Lesson Plans

Everything you need to make planning small group lessons a breeze. Each strategy lesson plan follows the 4T: Target, Teach, Tackle, Transfer

## What's Included:

- Scripted Lesson Plan
- Strategy Cards
- Student Text
- Response Page
- Teacher Guide



# Reading Task Cards

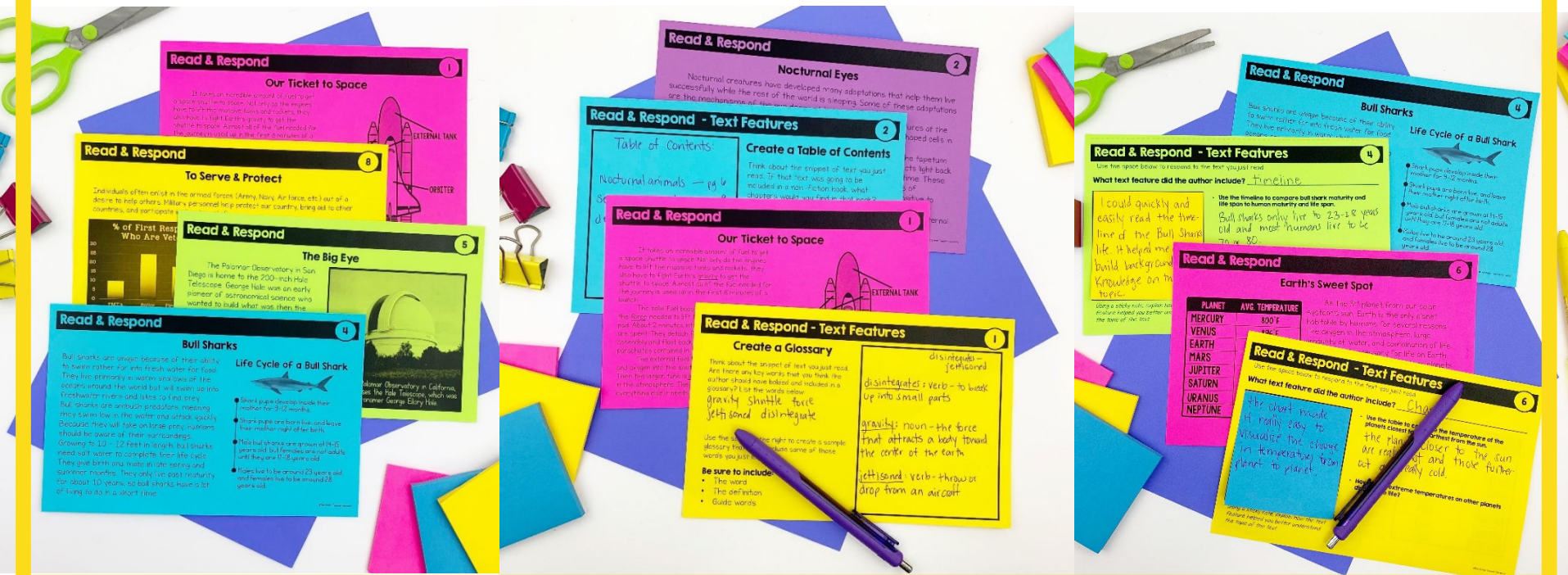
## 20 Reading Task Cards To Help Your Students Understand Nonfiction Text Features

### 3 Ways To Print & Use

#1: Just The Text:  
Reading Passage  
That Takes ½ page

#2: Passage & Graphic  
Organizer: Printed Back &  
Front

#3: Passage And  
Response  
Questions: Printed  
Back & Front



# Differentiated Reading Passages

3 of the same reading passages differentiated to 3 different levels make it easy to differentiate!

## 3 Sets of Differentiated Reading Passages

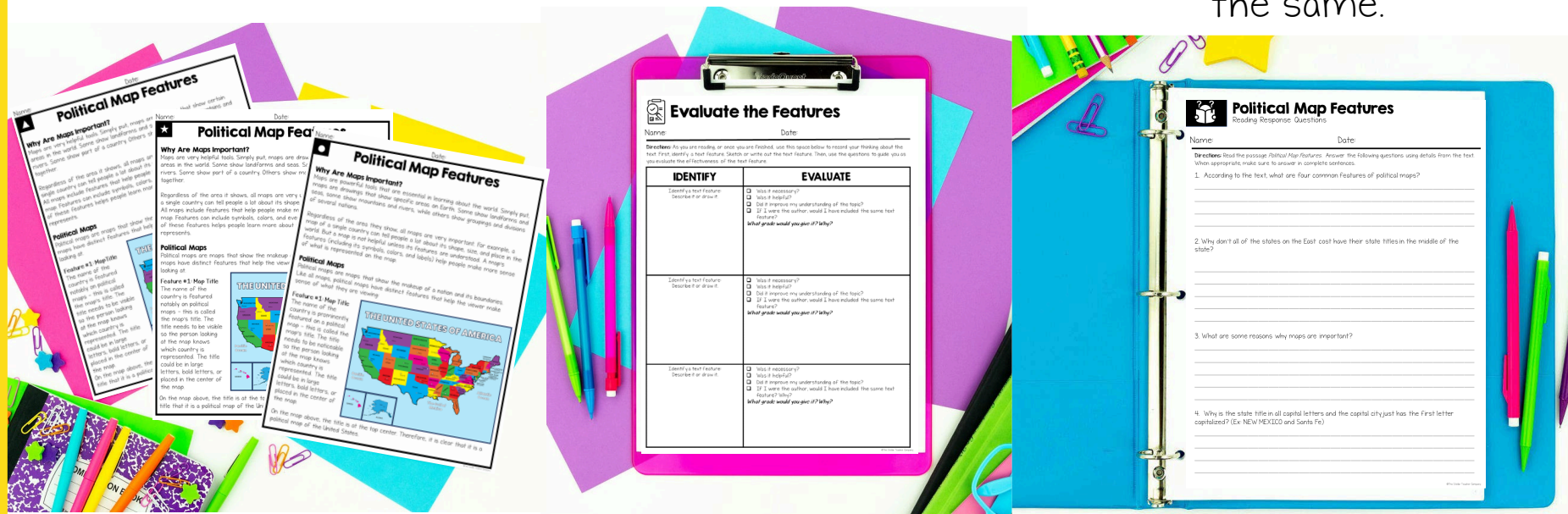
Each set includes the same text written at three different levels.

## Graphic Organizer

Each text has a graphic organizer students can use in response to that story, OR, it can be used with any text to practice the same skill.

## Reading Response Questions

Each text also includes a set of reading response questions that could be answered using any level of passages, so it doesn't matter what level they are reading the questions will be the same.



# Reading Passages & Comprehension Questions

## Each Passage & Response Questions Follow A 4 Step Process

Step 1: Read The Passage: Students read the short passage.

Step 2: Think About The Passage: Students can use sticky notes or the blank squares to jot down their thoughts or questions about the text.

Step 3: Organize Your Thinking: Students organize their thinking by using the graphic organizer template.

Step 4: Respond To The Text: Students can answer 3 comprehension questions about the text.



### INDEPENDENT PRACTICE Nonfiction Text Features

#### Step 1: Read the Passage

Volcanoes are openings in the Earth. When a volcano erupts it releases lava, as *volcan*. Vulcan was the Roman God of fire, dormant, and extinct.

#### ACTIVE, DORMANT, AND EXTINCT

When a volcano is **active** that means it currently has some sort of activity going on. A volcano that has not erupted in the last 10,000 years and is not expected to erupt again is **extinct**.

#### ACTIVE VOLCANOES OF TODAY

Nishinoshima is a remote volcano in Japan that has been increasing in size for many years. The island was completely covered in ash in 2020. The lava, ash, and smoke here could cause the island to eventually disappear.

Mount Etna is an active volcano in Italy. A recent series of eruptions started in 2021. It's a real show! Mount Etna's current eruptions are mostly composed of lava besides some ash and smoke.

#### VOLCANO FACTS

Lava is very, very hot! Lava can reach up to 2,280 degrees Fahrenheit.

Active volcanoes exist all around the world. There are around 1,500 active volcanoes around the world.

Hawaii is home to the largest volcano. Mauna Loa is right in the heart of Hawaii. It is about 33,000 feet tall.

#### Step 3: Organize Your Thinking

Use the space below to organize your thinking about the text.

#### SCAN THE FEATURES:

Make a list of the types of text features you found in the text.



#### READ THE TEXT:

Summarize what you learned from the text. Include the topic and main idea.

#### Step 4: Respond to the Text

1. The author explained **active**, **dormant**, and **extinct**. What do you think the author used these words for?
2. Why do you think the author used HEADINGS?
3. Where does the word volcano come from?

from the text  
feature?

- What questions do you have about the text feature?

# Picture Of The Day

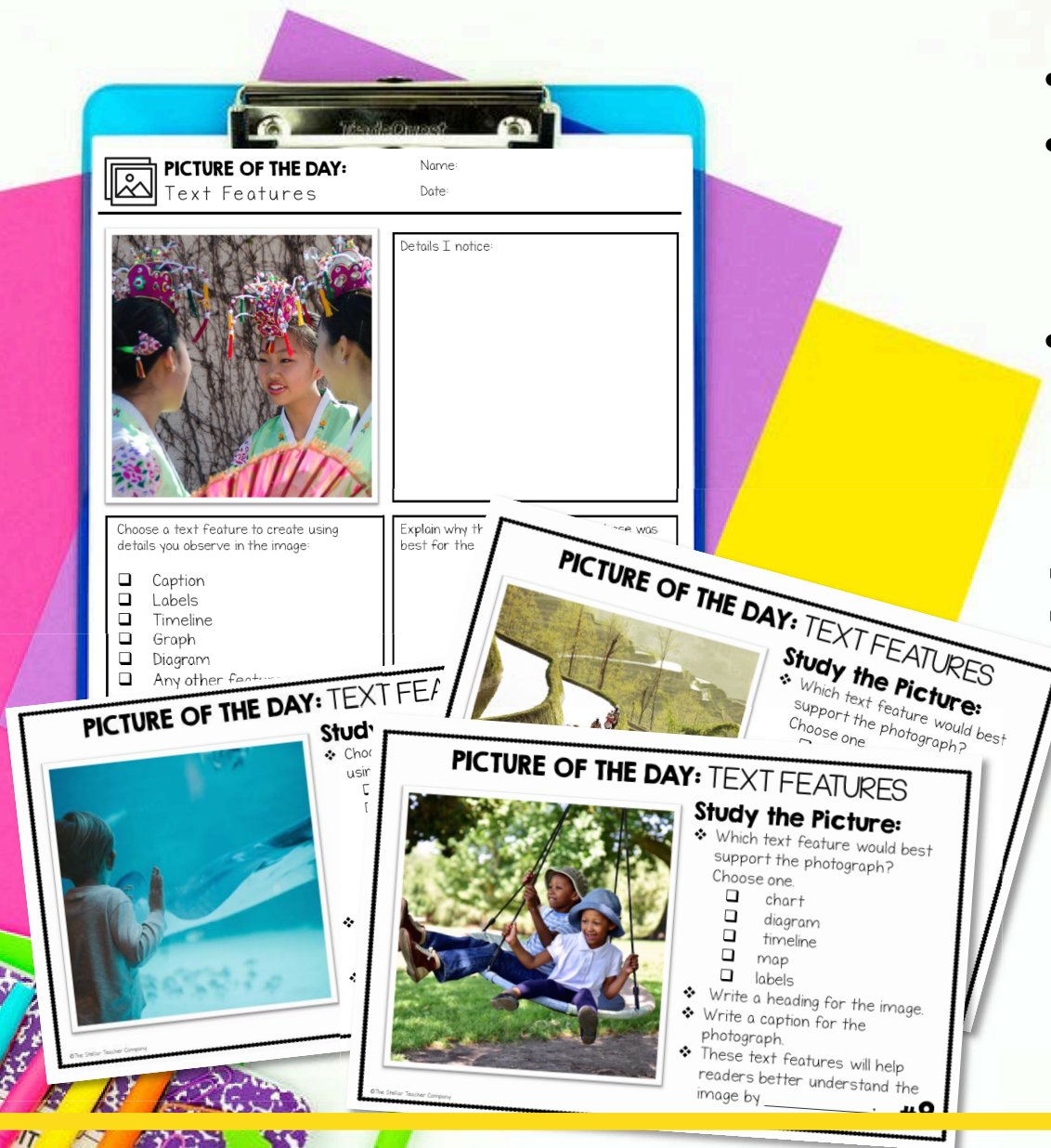
With this picture of the day routine, students will boost their reading confidence and work on key reading comprehension skills without having to read an actual text.

## Students will:

- Study The Picture
- Then apply the comprehension skill to that picture
- Students respond in writing or discuss their ideas with the class.

## Includes 3 Options:

- Option #1: PowerPoint Presentation
- Option #2: Student Worksheets:
- Option #3: Half Page Task Cards
- Option #4: Digital Version




# Reading Response Activities

These reading response activities make responding to reading FUN with worksheets, templates, question stems & roll-n-respond prompts!

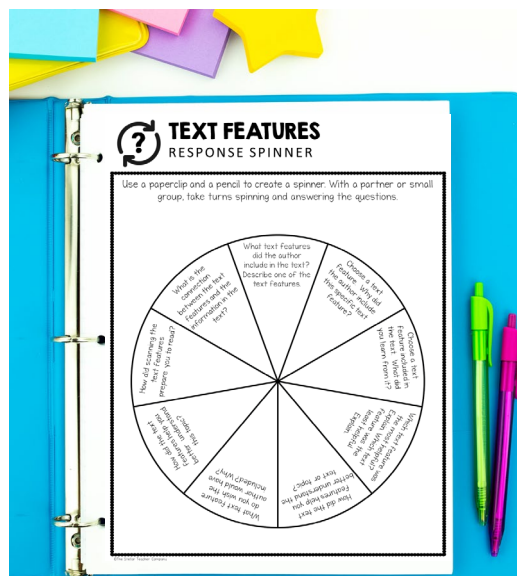
## Roll-N-Write & Roll-N-Draw

There are two roll-n-respond boards. Each one includes 6 different prompts that help students respond to a text they are reading.



## Question Stems

Includes a response spinner with question stems students can use to respond to a text they are reading.



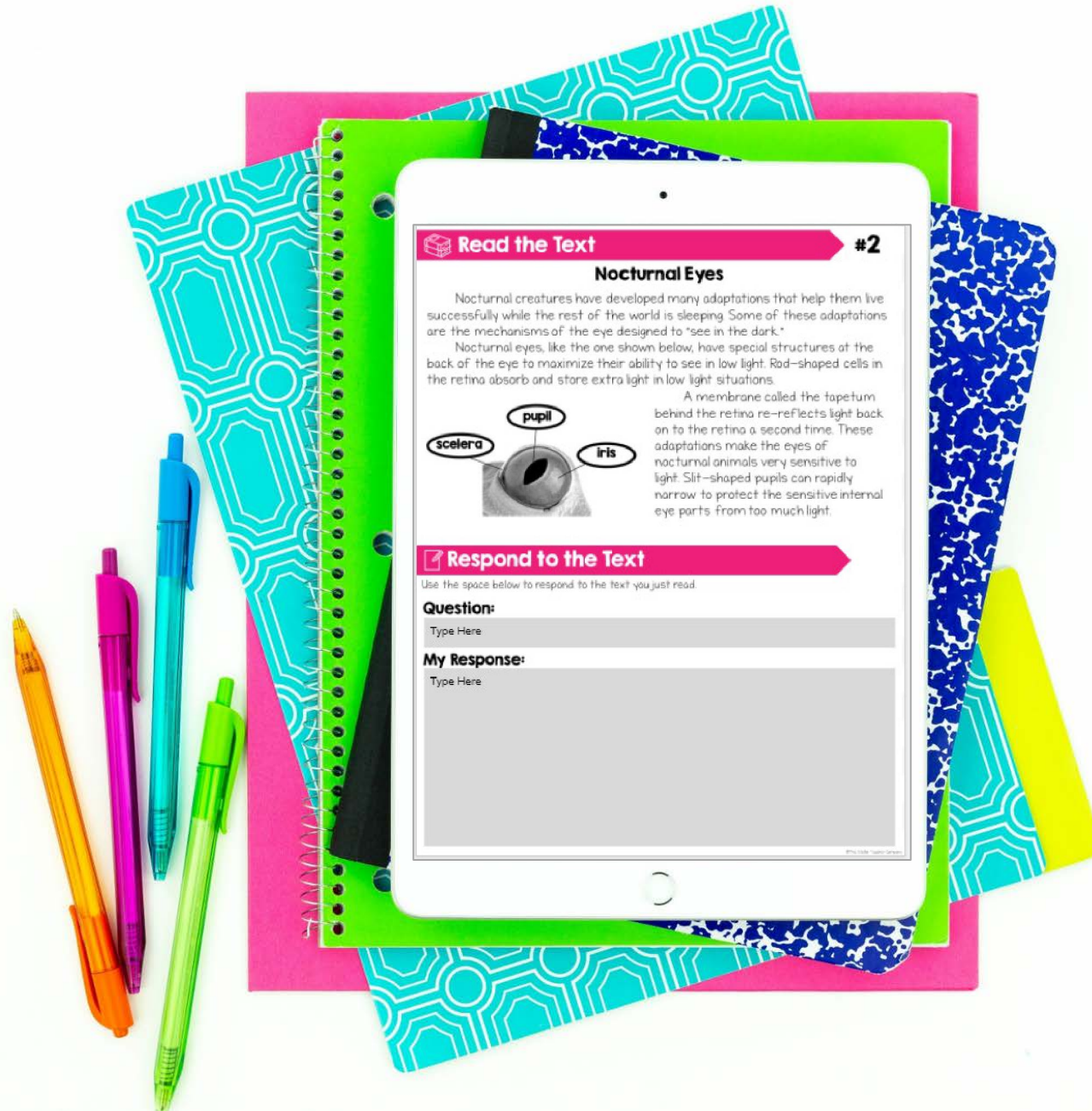
## Question Cube & Cootie Catcher

Includes templates for question cubes and a cootie catcher/fortune teller. This is an easy way to make reading hands-on.





# Digital Version



All resources in this bundle include a digital version created using Google Slides.

LET'S CONNECT!

# Hey! Let's be friends!

Click the icon below to follow me on social media.



## Looking for new ideas and easy-to-implement strategies?

Tune in to the [Stellar Teacher Podcast](#) each week to hear me share actionable strategies that will help take you to the next level of your teaching career!

Click [HERE](#) to listen!