

# GRAMMAR

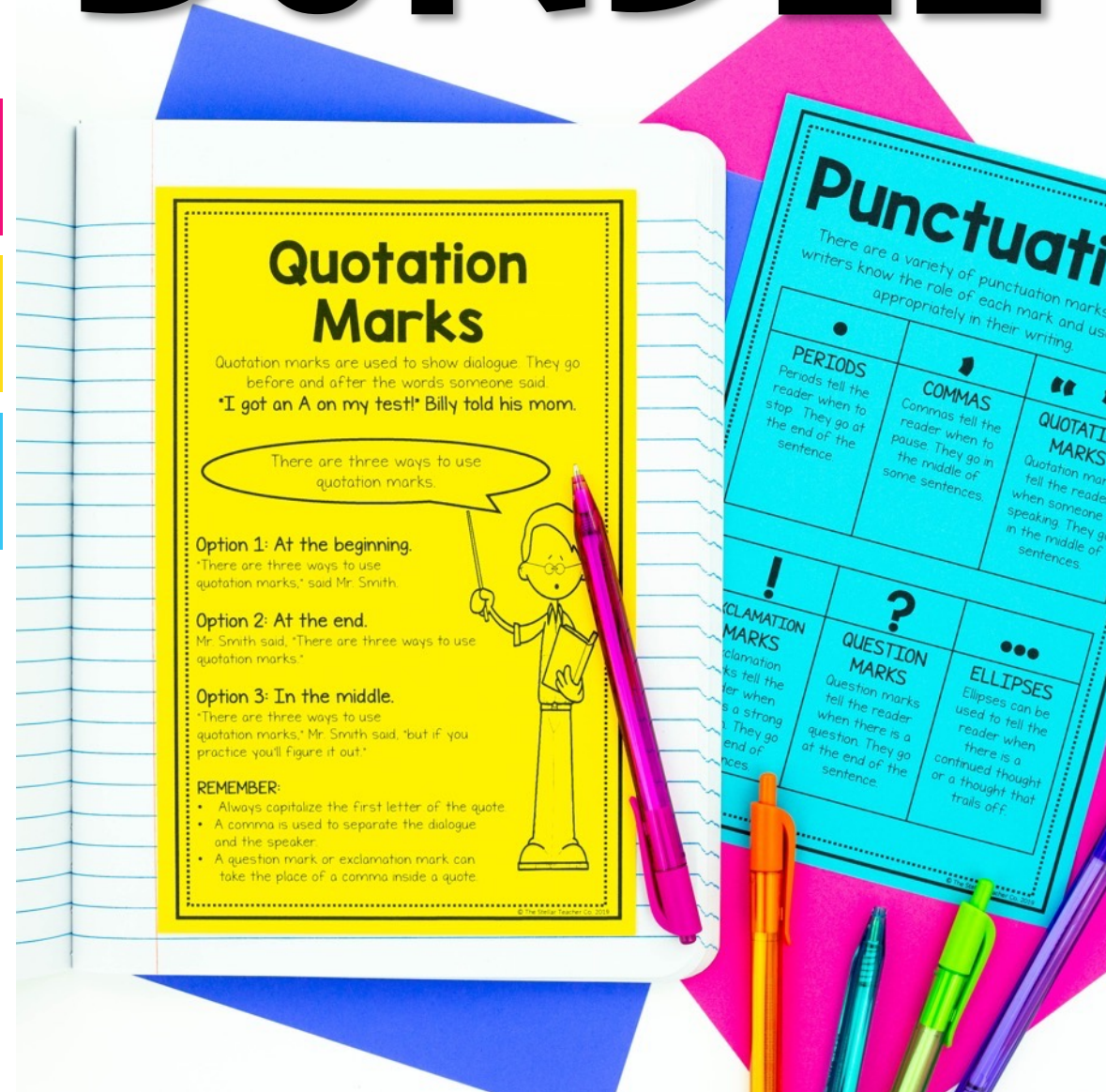
15 *grammar* concepts

# BUNDLE

POSTERS

PRACTICE PAGES

DIGITAL VERSION



## Quotation Marks

Quotation marks are used to show dialogue. They go before and after the words someone said.  
"I got an A on my test!" Billy told his mom.

There are three ways to use quotation marks.

### Option 1: At the beginning.

"There are three ways to use quotation marks," said Mr. Smith.

### Option 2: At the end.

Mr. Smith said, "There are three ways to use quotation marks."

### Option 3: In the middle.

"There are three ways to use quotation marks," Mr. Smith said, "but if you practice you'll figure it out."

### REMEMBER:

- Always capitalize the first letter of the quote.
- A comma is used to separate the dialogue and the speaker.
- A question mark or exclamation mark can take the place of a comma inside a quote.

## Punctuation

There are a variety of punctuation marks and writers know the role of each mark and use them appropriately in their writing.

<b>PERIODS</b> Periods tell the reader when to stop. They go at the end of the sentence.	<b>COMMAS</b> Commas tell the reader when to pause. They go in the middle of some sentences.	<b>QUOTATION MARKS</b> Quotation marks tell the reader when someone is speaking. They go in the middle of sentences.
<b>EXCLAMATION MARKS</b> Exclamation marks tell the reader when there is a strong feeling. They go at the end of sentences.	<b>QUESTION MARKS</b> Question marks tell the reader when there is a question. They go at the end of the sentence.	<b>ELLIPSES</b> Ellipses can be used to tell the reader when there is a continued thought or a thought that trails off.

# TEACHERS LOVE THIS RESOURCE!

Check out what teachers have to say about this bundle.



*I loved this resource and so did my students! We did this at the beginning of the year and now my students use this as their own personal resource when they are working on writing! Thank you! - Emily H.*



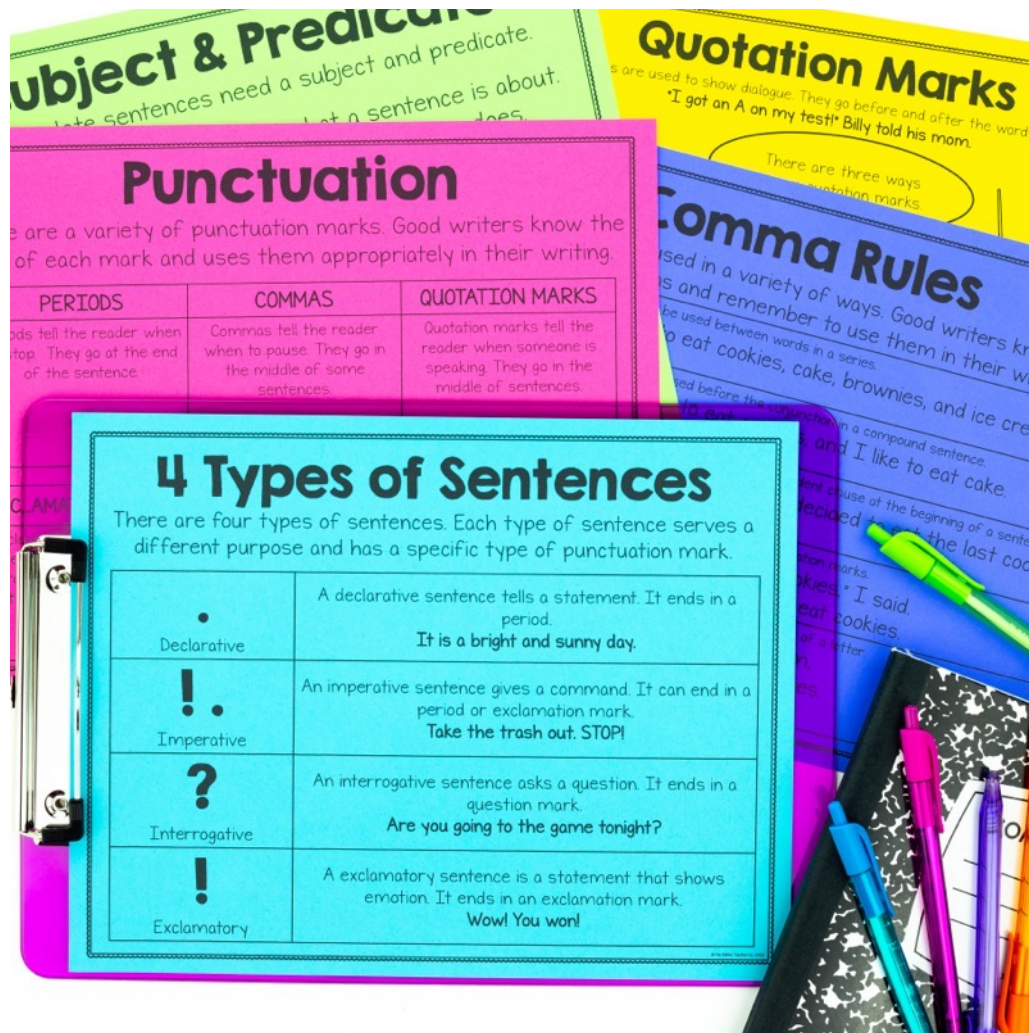
*This is my first year in fifth so having this support to plan for the grammar piece was extremely helpful. I appreciate it! - Daniel H.*



*This is a fantastic resource. My students are engaged and learning/reviewing so much. I really like the fact I am able to print pages for their interactive notebooks for students to reference anytime they need. - Monica A.*



## Saves you time! All your anchor charts are ready to print and go!

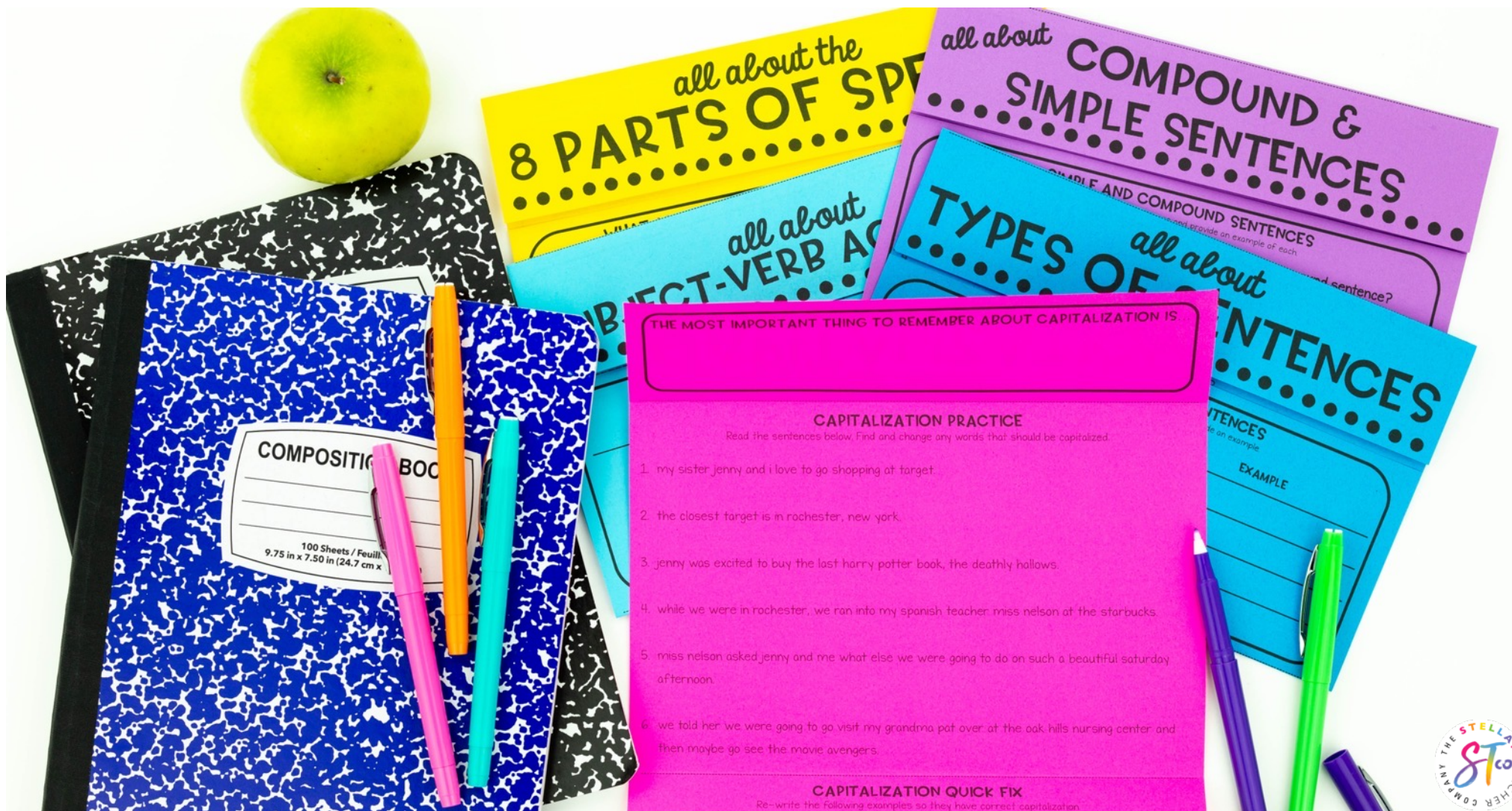


- Includes 15 posters to help introduce and teach 15 grammar concepts.
- Posters can be printed full page to use during your whole group lessons.
- OR you can print a half page version for students to glue in their notebooks.

# Grammar Bundle

# PRACTICE PAGES

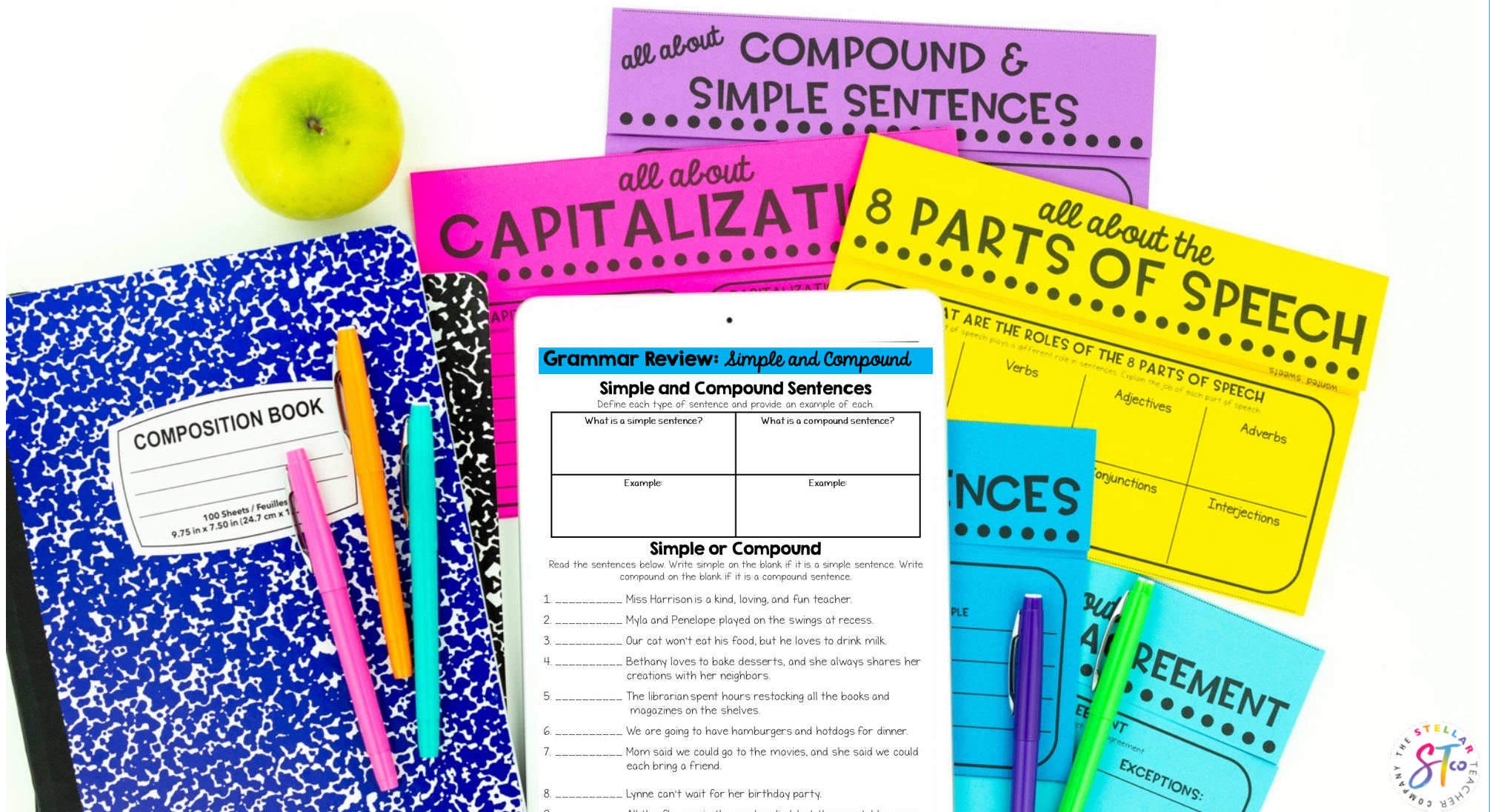
Includes engaging trifold practice pages for each grammar concept!



# Grammar Bundle

# DIGITAL VERSION

## Posters & practice pages come in digital version as well!



# COVERS 15 GRAMMAR TOPICS!

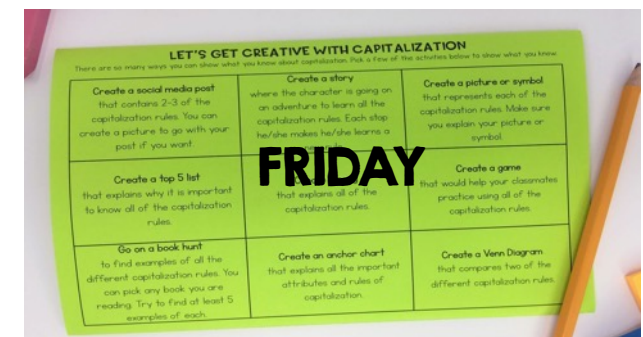
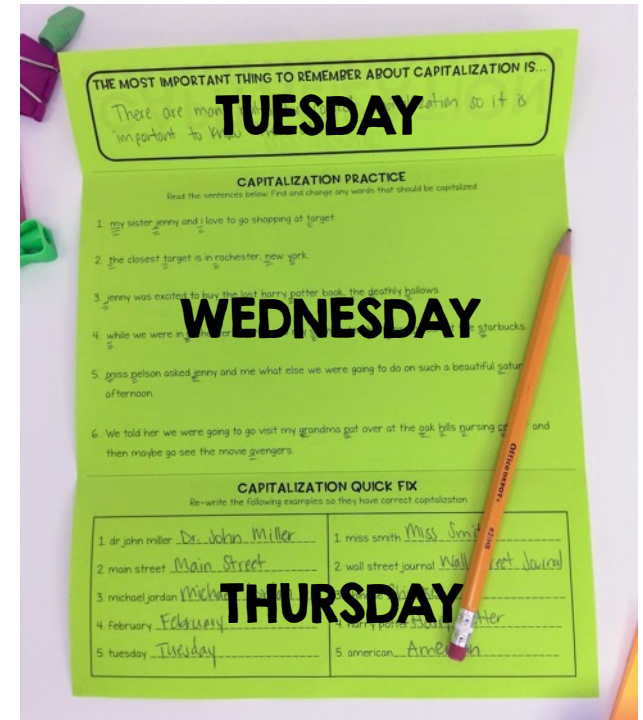
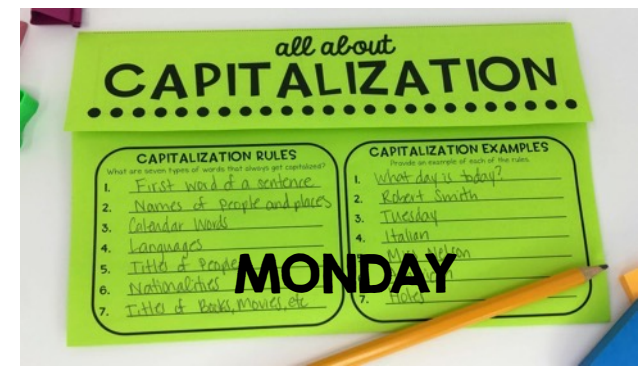
- 8 parts of Speech
- Capitalization
- Comma Rules
- Compound and Complex Sentences
- Dependent and Independent Clauses
- Direct Objects
- Fragments and Run-ons
- Prepositional Phrases
- Punctuation
- Quotation Marks
- Simple and Compound Sentences
- Subjects and Predicates
- Subject Verb Agreement
- Types of Sentences
- Verb Tenses



# Provides students with grammar practice for entire week.

You can use each trifold worksheet to touch on one grammar skill throughout the course of one week.

- **Monday** - Complete the open ended practice on the front of the trifold.
- **Tuesday** - Have students complete the open ended evaluation statement at the top.
- **Wednesday** - Students complete the practice section in the middle by themselves or with a partner.
- **Thursday** - Students can quickly complete the bottom portion of the trifold for a quick review of the grammar skill.
- **Friday** - Students can use the creative choice board on the back to show you what they have learned about that grammar skill.



# Hey! Let's be friends!

Click the icon below to follow me on social media.



## Looking for new ideas and easy-to-implement strategies?

Tune in to the [Stellar Teacher Podcast](#) each week to hear me share actionable strategies that will help take you to the next level of your teaching career!

Click [HERE](#) to listen!