







Includes Both
Print & Digital
Options

Types of Conflict





Great fiction stories have some type of conflict. There are four main types of conflict an author might choose to incorporate into the storyline of their story. Sometimes stories might have more than one type of conflict.

Character vs. Self The main character face an internal decision or battle. 	Character vs. Character The main character face a conflict with another character in the story. 
Character vs. Environment There is a force of nature that creates a problem for the main character. 	Character vs. Society The main character faces a conflict with a group, community or culture. 

Character Analysis

Readers can use a lot of information included in the story to better understand a character. Sometimes the author will directly state a character's traits and other times the reader has to infer what they are.

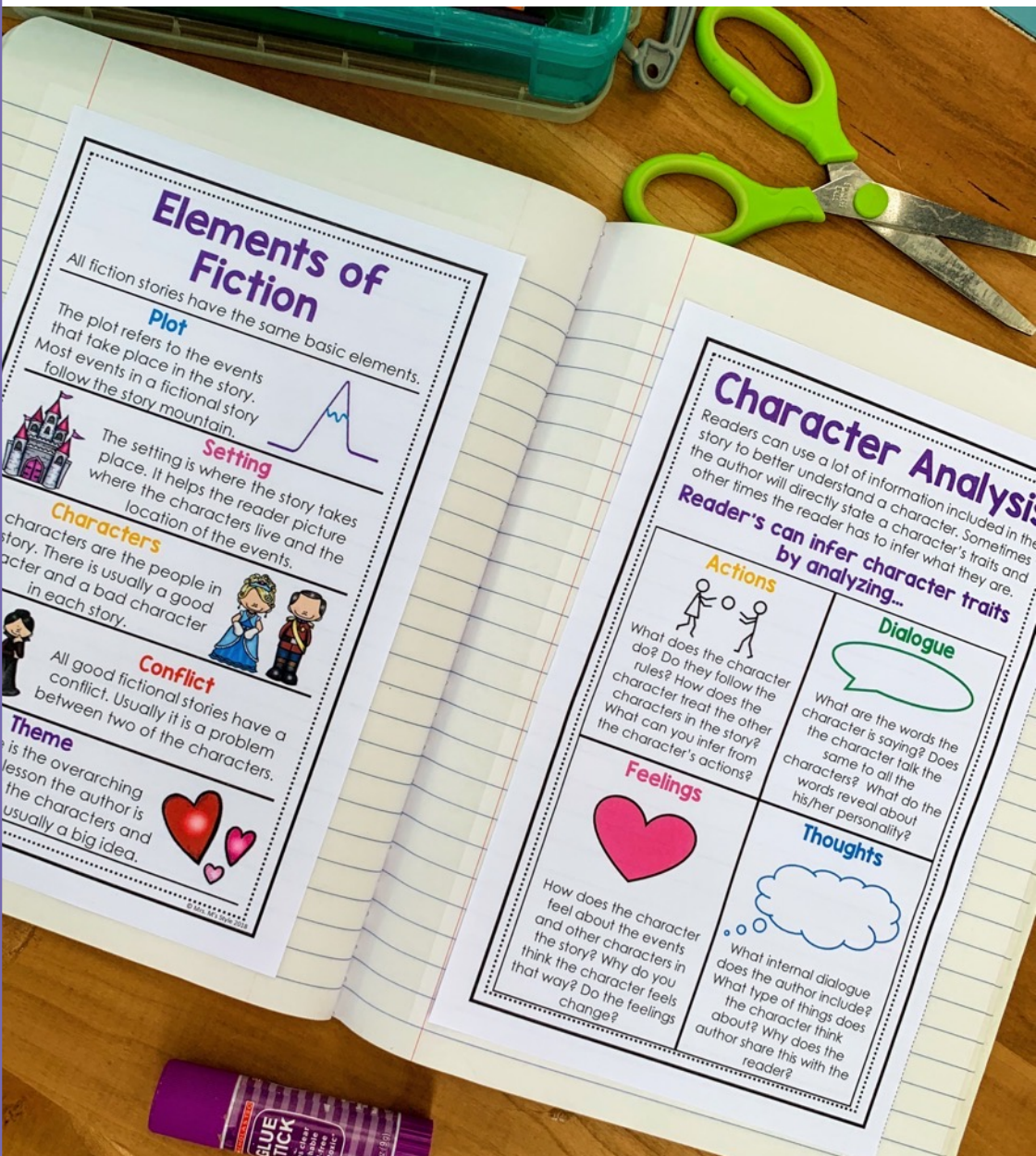
Reader's can infer character traits by analyzing...

Actions  What does the character do? Do they follow the rules? How does the character treat the other characters in the story? What can you infer from the character's actions?	Dialogue  What are the words the character is saying? Does the character talk the same to all the characters? What do the words reveal about his/her personality?
Feelings  How does the character feel about the events and other characters in the story? Why do you think the character feels that way? Do the feelings change?	Thoughts  What internal dialogue does the author include? What type of things does the character think about? Why does the author share this with the reader?

ELEMENTS OF FICTION

17 Classroom Reading Anchor Charts

A great tool for teaching reading in elementary...



- These reading posters will help you introduce and teach key elements of fiction concepts to your students.
- Not only will you save TONS of time not having to create your own anchor charts, but you'll also have clear and concise language and examples you can use when teaching these concepts to your students.
- Students love gluing them in their reading journals so they can refer back to them during independent practice or when working at home.

INCLUDES 17 READING POSTERS

Poster Titles Include:

Tone & Mood

Flashbacks & Foreshadowing

Plot Structure

Types of Conflict

Great fiction stories have some type of conflict. There are four main types of conflict an author might choose to incorporate into the storyline of their story. Sometimes stories might have more than one type of conflict.

Character vs. Self

The main character face an internal decision or battle.



Character vs. Character

The main character face a conflict with another character in the story.



Character vs. Environment

There is a force of nature that creates a problem for the main character.



Character vs. Society

The main character faces a conflict with a group, community or culture.



Problem & Solution

Character Analysis

Types of Characters

Protagonist Vs.

Setting

Elements of Fiction

All fiction stories have the same basic elements.

Plot

The plot refers to the events that take place in the story. Most events in a fictional story follow the story mountain.



Setting



The setting is where the story takes place. It helps the reader picture where the characters live and the location of the events.

Characters

The characters are the people in the story. There is usually a good character and a bad character in each story.



Conflict



All good fictional stories have a conflict. Usually it is a problem between two of the characters.

Theme

The theme is the overarching message or lesson the author is trying to teach the



- Elements of Fiction
- Setting
- Protagonist vs. Antagonist
- Types of Characters
- Character Analysis
- Problem & Solution
- Types of Conflict
- Plot Structure
- Exposition
- Conflict
- Rising Action
- Climax
- Falling Action
- Resolution
- Dialogue
- Flashbacks & Foreshadowing
- Tone & Mood

TEACHERS LOVE THIS RESOURCE!

Check out what teachers have to say about this resource.



These are great reference posters for my classroom! I have them posted year round and constantly have my students refer to them for more information.

-Elizabeth R.



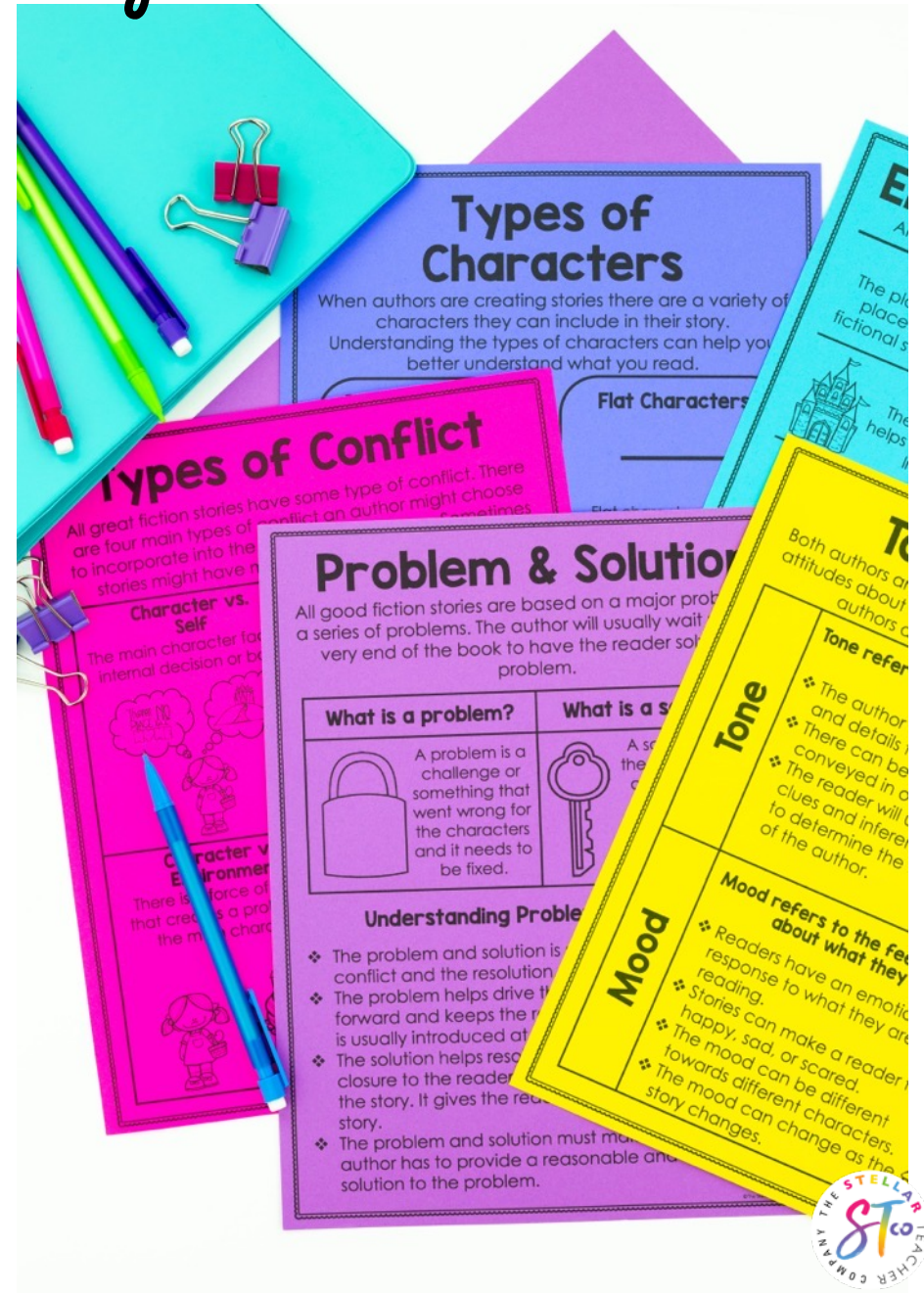
Awesome resource, and I love the various printing options. Students add a copy to their journals for later review. Thank you!

-Margarita P.





Great resource, included colorful anchor charts for students interactive notebooks. I also used the full page anchor charts to create a class anchor chart. Loved it! -

Nancy M.





3 Different Size Options:

Each poster includes three different size options.

Problem & Solution All good fiction stories are based on a major problem or a series of problems. The author will usually wait until the very end of the book to have the reader solve the problem.	
What is a problem?  A problem is a challenge or something that went wrong for the characters and it needs to be fixed.	What is a solution?  A solution is how the characters go about fixing the problem or addressing the issue or challenge they faced.
Understanding Problem and Solution <ul style="list-style-type: none">◆ The problem and solution is sometimes called the conflict and the resolution.◆ The problem helps drive the momentum of the story forward and keeps the reader engaged. The problem is usually introduced at the beginning of the story.◆ The solution helps resolve the problem and provides closure to the reader. It usually occurs at the end of the story. It gives the reader permission to end the story.◆ The problem and solution must make sense. The author has to provide a reasonable and appropriate solution to the problem.	



Half Page Horizontal

This option works great if you want to give students a copy to glue in their reading journals. You can print 2 charts per page.

Problem & Solution All good fiction stories are based on a major problem or a series of problems. The author will usually wait until the very end of the book to have the reader solve the problem.	
What is a problem?  A problem is a challenge or something that went wrong for the characters and it needs to be fixed.	What is a solution?  A solution is how the characters go about fixing the problem or addressing the issue or challenge they faced.
Understanding Problem and Solution <ul style="list-style-type: none">◆ The problem and solution is sometimes called the conflict and the resolution.◆ The problem helps drive the momentum of the story forward and keeps the reader engaged. The problem is usually introduced at the beginning of the story.◆ The solution helps resolve the problem and provides closure to the reader. It usually occurs at the end of the story. It gives the reader permission to end the story.◆ The problem and solution must make sense. The author has to provide a reasonable and appropriate solution to the problem.	

Full Page Vertical

This option works great to use as a teaching tool during your mini-lesson or if you want to post on a bulletin board.

Problem & Solution All good Fiction stories are based on a major problem or a series of problems. The author will usually wait until the very end of the book to have the reader solve the problem.	
What is a problem?  A problem is a challenge or something that went wrong for the characters and it needs to be fixed.	What is a solution?  A solution is how the characters go about fixing the problem or addressing the issue or challenge they faced.
Understanding Problem and Solution <ul style="list-style-type: none">◆ The problem and solution is sometimes called the conflict and the resolution.◆ The problem helps drive the momentum of the story forward and keeps the reader engaged. The problem is usually introduced at the beginning of the story.◆ The solution helps resolve the problem and provides closure to the reader. It usually occurs at the end of the story. It gives the reader permission to end the story.◆ The problem and solution must make sense. The author has to provide a reasonable and appropriate solution to the problem.	

Full Page Horizontal


This option works great if you want to store all of your charts in a 3-ring binder to use during small group instruction

3 Different Printing Options:



Each size includes three different options for printing.

Option 1:

Print in black and white to save ink. Looks great when printed on Astrobrights!



Protagonist Vs. Antagonist
Most good fiction stories will have two important characters. A protagonist and an antagonist.

Protagonist	Antagonist
<p>The protagonist is the main character in the story. They are usually the hero at the end of the story.</p> <p>Traits:</p> <ul style="list-style-type: none"> - Loyal - Brave - Courageous - Perseverance - Hard Working - Determined - Quick Thinker - Kind and Caring - Likeable 	<p>The antagonist is the bad guy in the story. They are usually in conflict with the protagonist.</p> <p>Traits:</p> <ul style="list-style-type: none"> - Arrogant - Foolish - Rude - Self-Centered - Mean - Jealous - Judgmental - Greedy - Lazy 


Option 3:

Print a fill-in template. Works great as a note-taking template for student journals or to be used as a graphic organizer.



Protagonist Vs. Antagonist
Most good fiction stories will have two important characters. A protagonist and an antagonist.



Protagonist	Antagonist



Option 2:

Print in color. This makes for a bright and colorful teaching tool or bulletin board.

Protagonist Vs. Antagonist
Most good fiction stories will have two important characters. A protagonist and an antagonist.


Protagonist	Antagonist
<p>The protagonist is the main character in the story. They are usually the hero at the end of the story.</p> <p>Traits:</p> <ul style="list-style-type: none"> - Loyal - Brave - Courageous - Perseverance - Hard Working - Determined - Quick Thinker - Kind and Caring - Likeable 	<p>The antagonist is the bad guy in the story. They are usually in conflict with the protagonist.</p> <p>Traits:</p> <ul style="list-style-type: none"> - Arrogant - Foolish - Rude - Self-Centered - Mean - Jealous - Judgmental - Greedy - Lazy 


Includes a Digital Version


This resource is also available in a digital version that is compatible with Google Slides.


You can get the full color anchor charts as well as the fill-in templates in digital format.


Elements of Fiction
All fiction stories have the same basic elements.

Plot
The plot refers to the events that take place in the story. Most events in a fictional story follow the story mountain. 

Setting
The setting is where the story takes place. It helps the reader picture where the characters live and the location of the events. 

Characters
The characters are the people in the story. There is usually a good character and a bad character in each story. 

Conflict
All good fictional stories have a conflict. Usually it is a problem between two of the characters. 

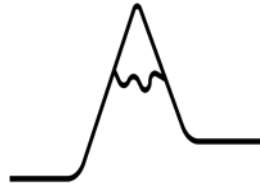
Theme
The theme is the overarching message or lesson the author is trying to teach the characters and the reader. It is usually a big idea. 

Elements of Fiction

All fiction stories have the same basic elements.

Plot

The plot refers to the events that take place in the story. Most events in a fictional story follow the story mountain.



Setting

The setting is where the story takes place. It helps the reader picture where the characters live and the location of the events.



Characters

The characters are the people in the story. There is usually a good character and a bad character in each story.



Conflict

All good fictional stories have a conflict. Usually it is a problem between two of the characters.



Theme

The theme is the overarching message or lesson the author is trying to teach the characters and the reader. It is usually a big idea.




Elements of Fiction

All fiction stories have the same basic elements.

Plot

The plot refers to the events that take place in the story. Most events in a fictional story follow the story mountain.



Setting

The setting is where the story takes place. It helps the reader picture where the characters live and the location of the events.



Characters

The characters are the people in the story. There is usually a good character and a bad character in each story.



Conflict

All good fictional stories have a conflict. Usually it is a problem between two of the characters.



Theme

The theme is the overarching message or lesson the author is trying to teach the characters and the reader. It is usually a big idea.

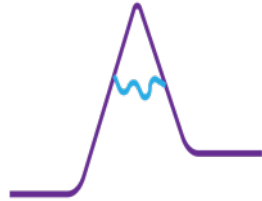


Elements of Fiction

All fiction stories have the same basic elements.

Plot

The plot refers to the events that take place in the story. Most events in a fictional story follow the story mountain.




Setting



The setting is where the story takes place. It helps the reader picture where the characters live and the location of the events.

Characters

The characters are the people in the story. There is usually a good character and a bad character in each story.



Conflict



All good fictional stories have a conflict. Usually it is a problem between two of the characters.

Theme

The theme is the overarching message or lesson the author is trying to teach the characters and the reader. It is usually a big idea.



Elements of Fiction

All fiction stories have the same basic elements.

Plot

The plot refers to the events that take place in the story. Most events in a fictional story follow the story mountain.



Setting



The setting is where the story takes place. It helps the reader picture where the characters live and the location of the events.

Characters

The characters are the people in the story. There is usually a good character and a bad character in each story.



Conflict



All good fictional stories have a conflict. Usually it is a problem between two of the characters.

Theme

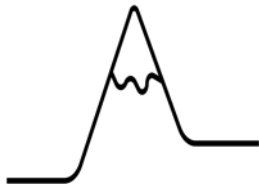
The theme is the overarching message or lesson the author is trying to teach the characters and the reader. It is usually a big idea.



Elements of Fiction

All fiction stories have the same basic elements.


Plot



Setting



Characters



Conflict




Theme




Elements of Fiction

All fiction stories have the same basic elements.

Plot



Setting



Characters



Conflict

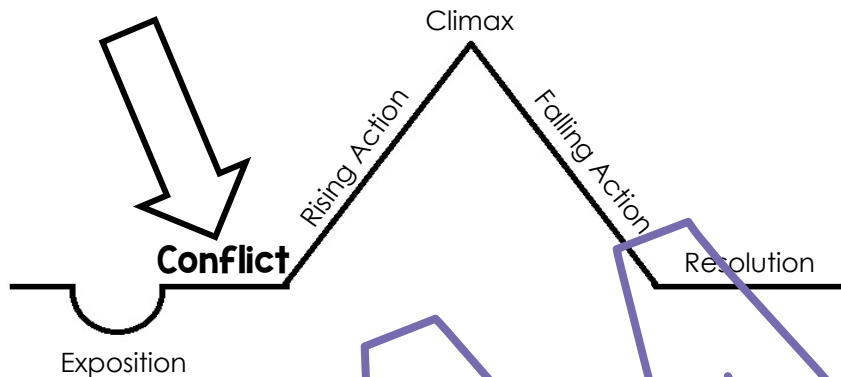


Theme



Conflict

Early in the story the author will introduce the conflict or the problem. The conflict can be internal or external and will help drive the story forward.



When introducing the conflict, the author will...

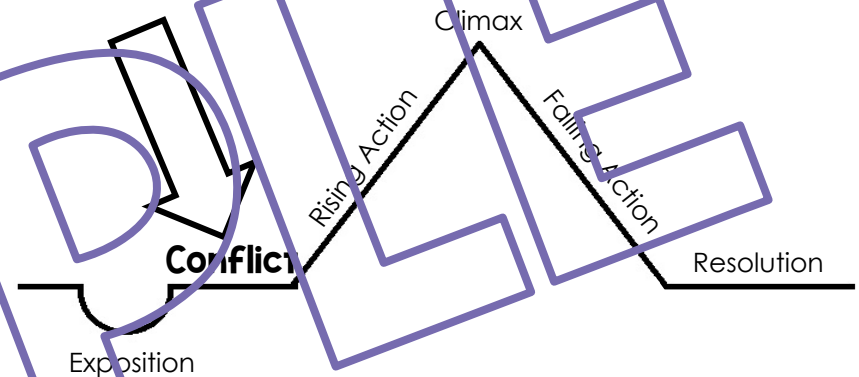
- ❖ Give the main character an internal or external conflict
- ❖ Use character traits, feelings, actions, and dialogue to show the extent of the problem
- ❖ Leave the reader wondering how the problem will be solved

Questions to Build Understanding:

- What is the problem the main character is experiencing?
- What other characters are involved in the problem?
- What caused the problem in the story?
- What are possible resolutions to the problem?

Conflict

Early in the story the author will introduce the conflict or the problem. The conflict can be internal or external and will help drive the story forward.



When introducing the conflict, the author will...

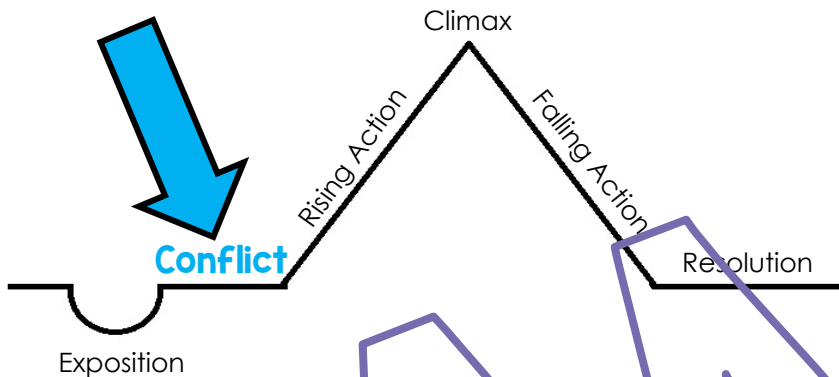
- ❖ Give the main character an internal or external conflict
- ❖ Use character traits, feelings, actions, and dialogue to show the extent of the problem
- ❖ Leave the reader wondering how the problem will be solved

Questions to Build Understanding:

- What is the problem the main character is experiencing?
- What other characters are involved in the problem?
- What caused the problem in the story?
- What are possible resolutions to the problem?

Conflict

Early in the story the author will introduce the conflict or the problem. The conflict can be internal or external and will help drive the story forward.



When introducing the conflict, the author will...

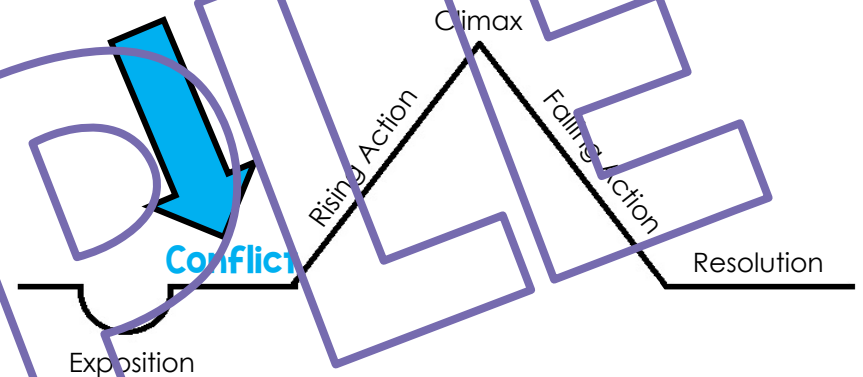
- ❖ Give the main character an internal or external conflict
- ❖ Use character traits, feelings, actions, and dialogue to show the extent of the problem
- ❖ Leave the reader wondering how the problem will be solved

Questions to Build Understanding:

- What is the problem the main character is experiencing?
- What other characters are involved in the problem?
- What caused the problem in the story?
- What are possible resolutions to the problem?

Conflict

Early in the story the author will introduce the conflict or the problem. The conflict can be internal or external and will help drive the story forward.



When introducing the conflict, the author will...

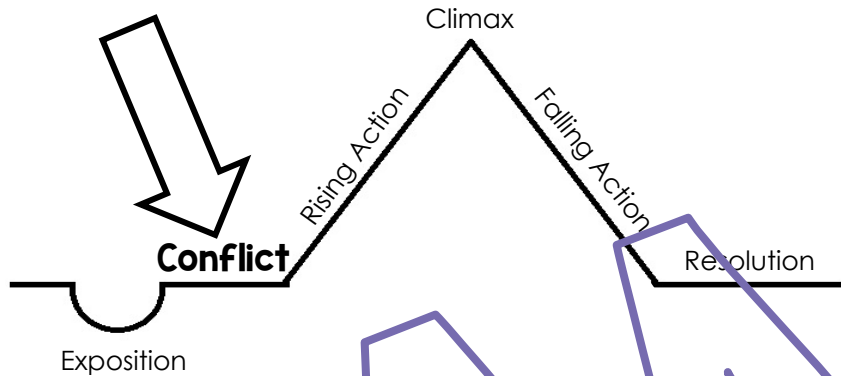
- ❖ Give the main character an internal or external conflict
- ❖ Use character traits, feelings, actions, and dialogue to show the extent of the problem
- ❖ Leave the reader wondering how the problem will be solved

Questions to Build Understanding:

- What is the problem the main character is experiencing?
- What other characters are involved in the problem?
- What caused the problem in the story?
- What are possible resolutions to the problem?

Conflict

Early in the story the author will introduce the conflict or the problem. The conflict can be internal or external and will help drive the story forward.

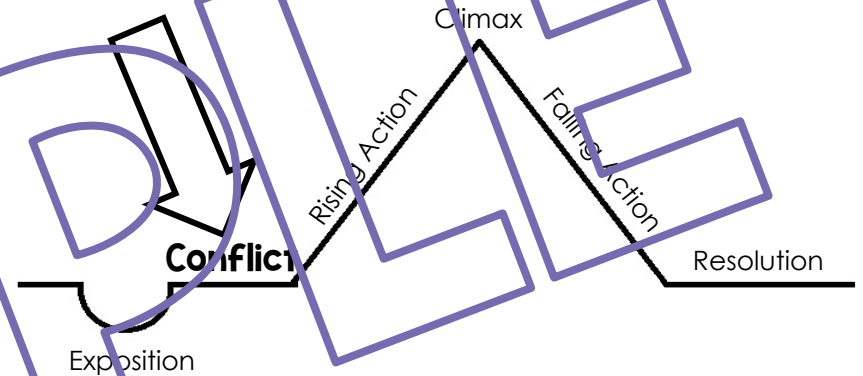


When introducing the conflict, the author will...

Questions to Build Understanding:

Conflict

Early in the story the author will introduce the conflict or the problem. The conflict can be internal or external and will help drive the story forward.

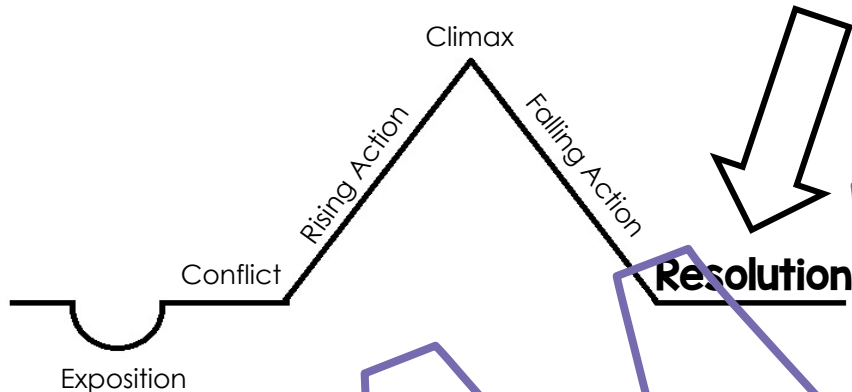


When introducing the conflict, the author will...

Questions to Build Understanding:

Resolution

The resolution occurs at the end of the story. This is where the author provides a solution to the story and ties up any loose ends.



At the resolution, the author will...

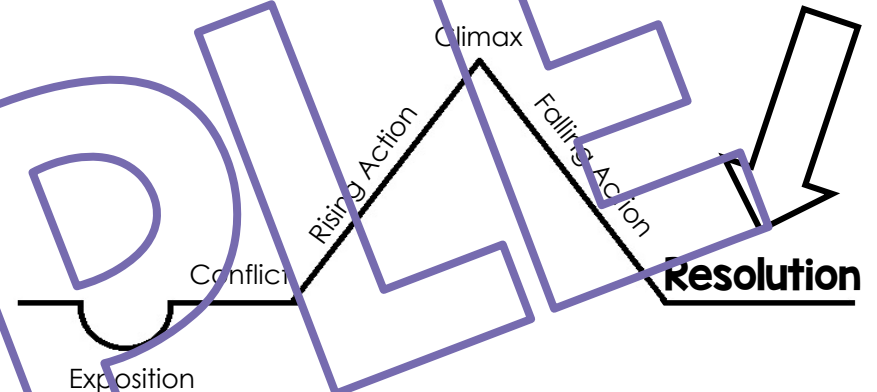
- ❖ Share the solution to the problem
- ❖ Reveal the lesson the main characters learned
- ❖ Provide closure to the story
- ❖ Possibly reveal a twist or turn for a sequel

Questions to Build Understanding:

- How was the problem solved?
- What lesson did the main character learn?
- How are the antagonist and protagonist different at the end of the story?
- What do you think would happen next if the author continued the story?

Resolution

The resolution occurs at the end of the story. This is where the author provides a solution to the story and ties up any loose ends.



At the resolution, the author will...

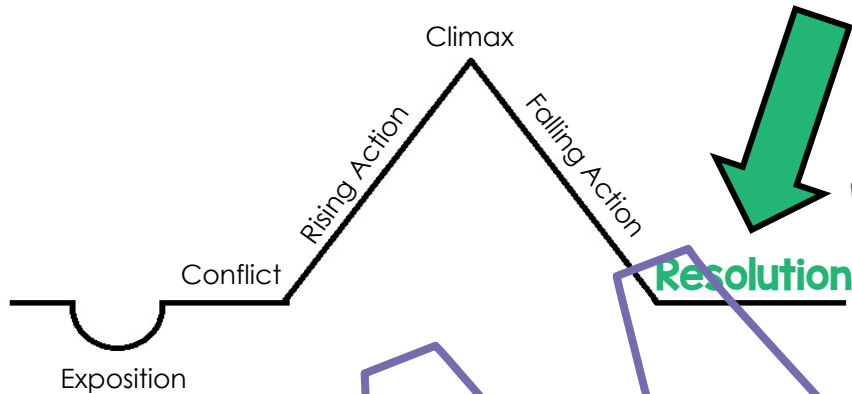
- ❖ Share the solution to the problem
- ❖ Reveal the lesson the main characters learned
- ❖ Provide closure to the story
- ❖ Possibly reveal a twist or turn for a sequel

Questions to Build Understanding:

- How was the problem solved?
- What lesson did the main character learn?
- How are the antagonist and protagonist different at the end of the story?
- What do you think would happen next if the author continued the story?

Resolution

The resolution occurs at the end of the story. This is where the author provides a solution to the story and ties up any loose ends.



At the resolution, the author will...

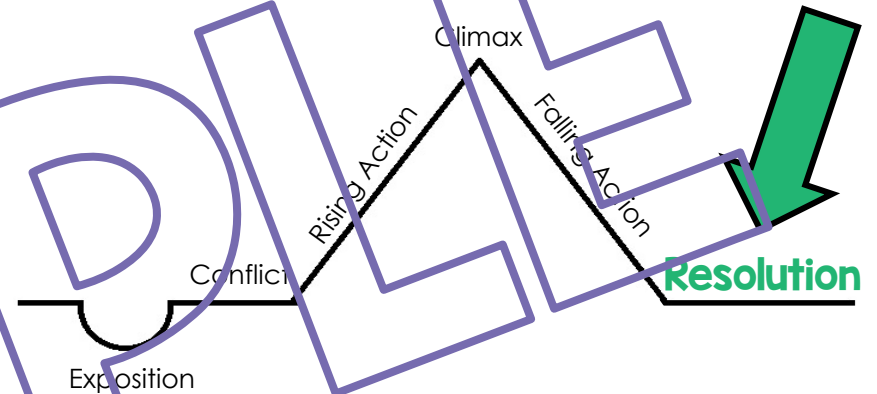
- ❖ Share the solution to the problem
- ❖ Reveal the lesson the main characters learned
- ❖ Provide closure to the story
- ❖ Possibly reveal a twist or turn for a sequel

Questions to Build Understanding:

- How was the problem solved?
- What lesson did the main character learn?
- How are the antagonist and protagonist different at the end of the story?
- What do you think would happen next if the author continued the story?

Resolution

The resolution occurs at the end of the story. This is where the author provides a solution to the story and ties up any loose ends.



At the resolution, the author will...

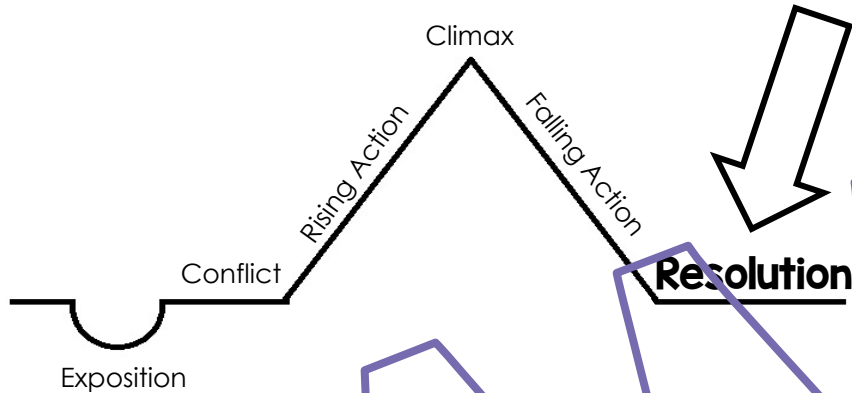
- ❖ Share the solution to the problem
- ❖ Reveal the lesson the main characters learned
- ❖ Provide closure to the story
- ❖ Possibly reveal a twist or turn for a sequel

Questions to Build Understanding:

- How was the problem solved?
- What lesson did the main character learn?
- How are the antagonist and protagonist different at the end of the story?
- What do you think would happen next if the author continued the story?

Resolution

The resolution occurs at the end of the story. This is where the author provides a solution to the story and ties up any loose ends.

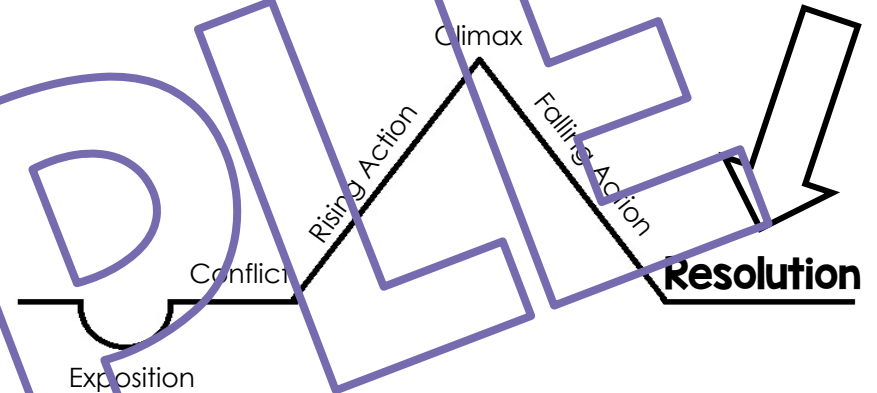


At the resolution, the author will...

Questions to Build Understanding:

Resolution

The resolution occurs at the end of the story. This is where the author provides a solution to the story and ties up any loose ends.

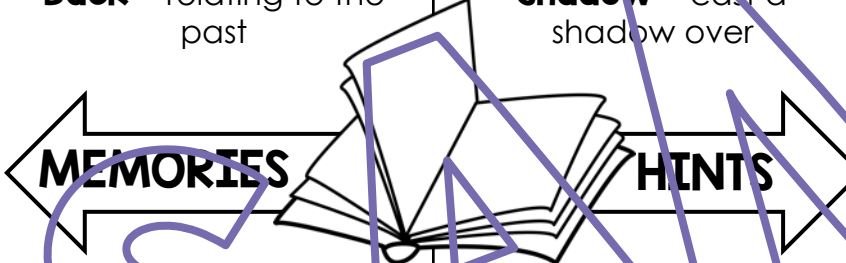


At the resolution, the author will...

Questions to Build Understanding:


Flashbacks & Foreshadowing

Authors use flashbacks and foreshadowing to give their readers more information and details that are relevant to the story line.

Flashback	Foreshadowing
<p>Word Breakdown Flash = a sudden burst of light Back = relating to the past</p>	<p>Word Breakdown Fore = in the front of something Shadow = cast a shadow over</p>
<p>MEMORIES ←</p>  <p>→ HINTS</p>	
<p>A flashback is a technique used by the author to transport the reader back in time to share more information about an important event. A flashback can help the reader fill in holes.</p>	<p>Foreshadowing is a technique used by the author to hint at or mention something that happen later in the book. Foreshadowing helps the reader predict what will happen next.</p>

Flashbacks & Foreshadowing

Authors use flashbacks and foreshadowing to give their readers more information and details that are relevant to the story line.

Flashback	Foreshadowing
<p>Word Breakdown Flash = a sudden burst of light Back = relating to the past</p>	<p>Word Breakdown Fore = in the front of something Shadow = cast a shadow over</p>
<p>MEMORIES ←</p>  <p>→ HINTS</p>	
<p>A flashback is a technique used by the author to transport the reader back in time to share more information about an important event. A flashback can help the reader fill in holes.</p>	<p>Foreshadowing is a technique used by the author to hint at or mention something that happen later in the book. Foreshadowing helps the reader predict what will happen next.</p>

Flashbacks & Foreshadowing

Authors use flashbacks and foreshadowing to give their readers more information and details that are relevant to the story line.

Flashback	Foreshadowing
<p>Word Breakdown Flash = a sudden burst of light Back = relating to the past</p>	<p>Word Breakdown Fore = in the front of something Shadow = cast a shadow over</p>
<p>A flashback is a technique used by the author to transport the reader back in time to share more information about an important event. A flashback can help the reader fill in holes.</p>	<p>Foreshadowing is a technique used by the author to hint at or mention something that happen later in the book. Foreshadowing helps the reader predict what will happen next.</p>

Flashbacks & Foreshadowing

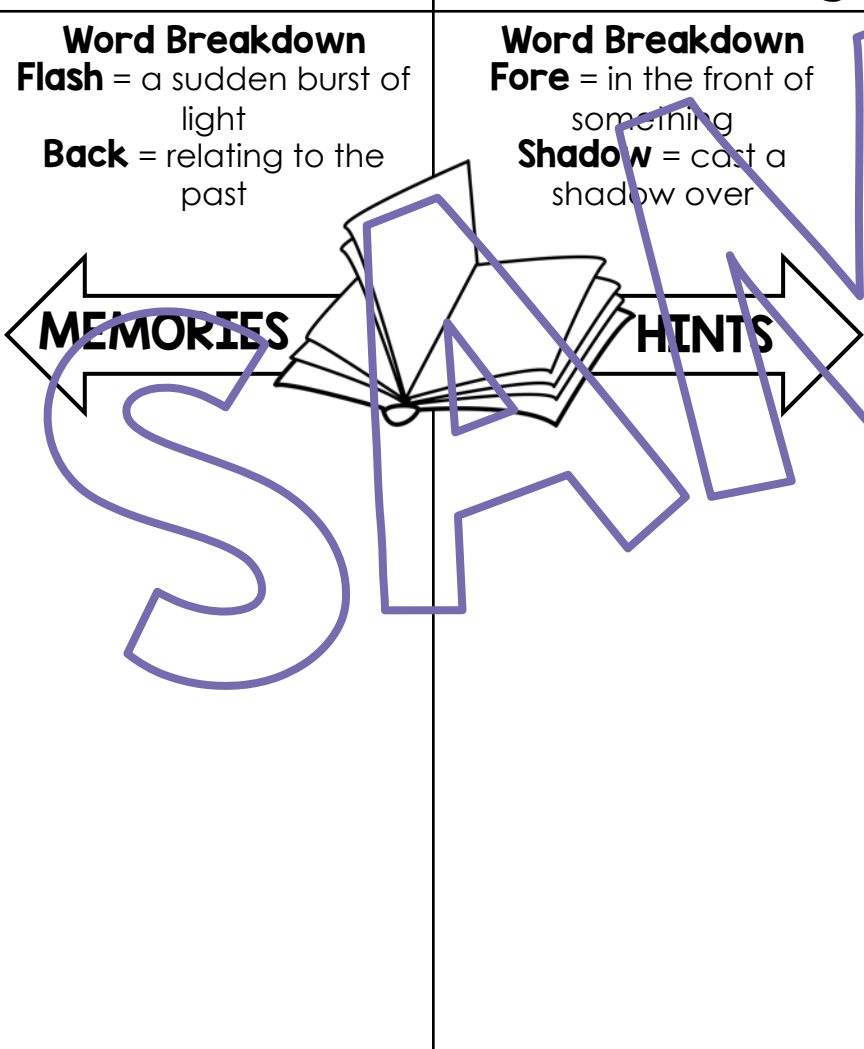
Authors use flashbacks and foreshadowing to give their readers more information and details that are relevant to the story line.

Flashback	Foreshadowing
<p>Word Breakdown Flash = a sudden burst of light Back = relating to the past</p>	<p>Word Breakdown Fore = in the front of something Shadow = cast a shadow over</p>
<p>A flashback is a technique used by the author to transport the reader back in time to share more information about an important event. A flashback can help the reader fill in holes.</p>	<p>Foreshadowing is a technique used by the author to hint at or mention something that happen later in the book. Foreshadowing helps the reader predict what will happen next.</p>

Flashbacks & Foreshadowing

Authors use flashbacks and foreshadowing to give their readers more information and details that are relevant to the story line.

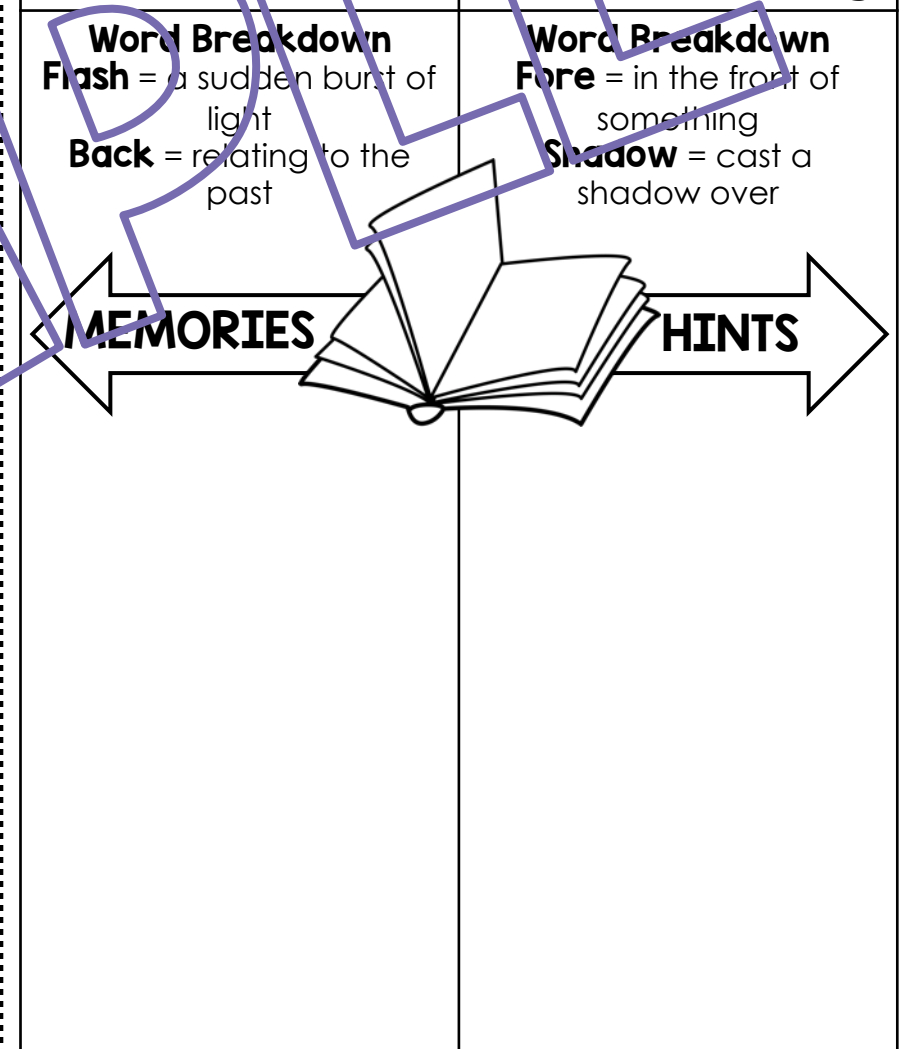
Flashback	Foreshadowing
Word Breakdown Flash = a sudden burst of light Back = relating to the past	Word Breakdown Fore = in the front of something Shadow = cast a shadow over
← MEMORIES	HINTS →



Flashbacks & Foreshadowing

Authors use flashbacks and foreshadowing to give their readers more information and details that are relevant to the story line.

Flashback	Foreshadowing
Word Breakdown Flash = a sudden burst of light Back = relating to the past	Word Breakdown Fore = in the front of something Shadow = cast a shadow over
← MEMORIES	HINTS →



Hey! Let's be friends!

Click the icon below to follow me on social media.



Looking for new ideas and easy-to-implement strategies?

Tune in to the [Stellar Teacher Podcast](#) each week to hear me share actionable strategies that will help take you to the next level of your teaching career!

Click [HERE](#) to listen!