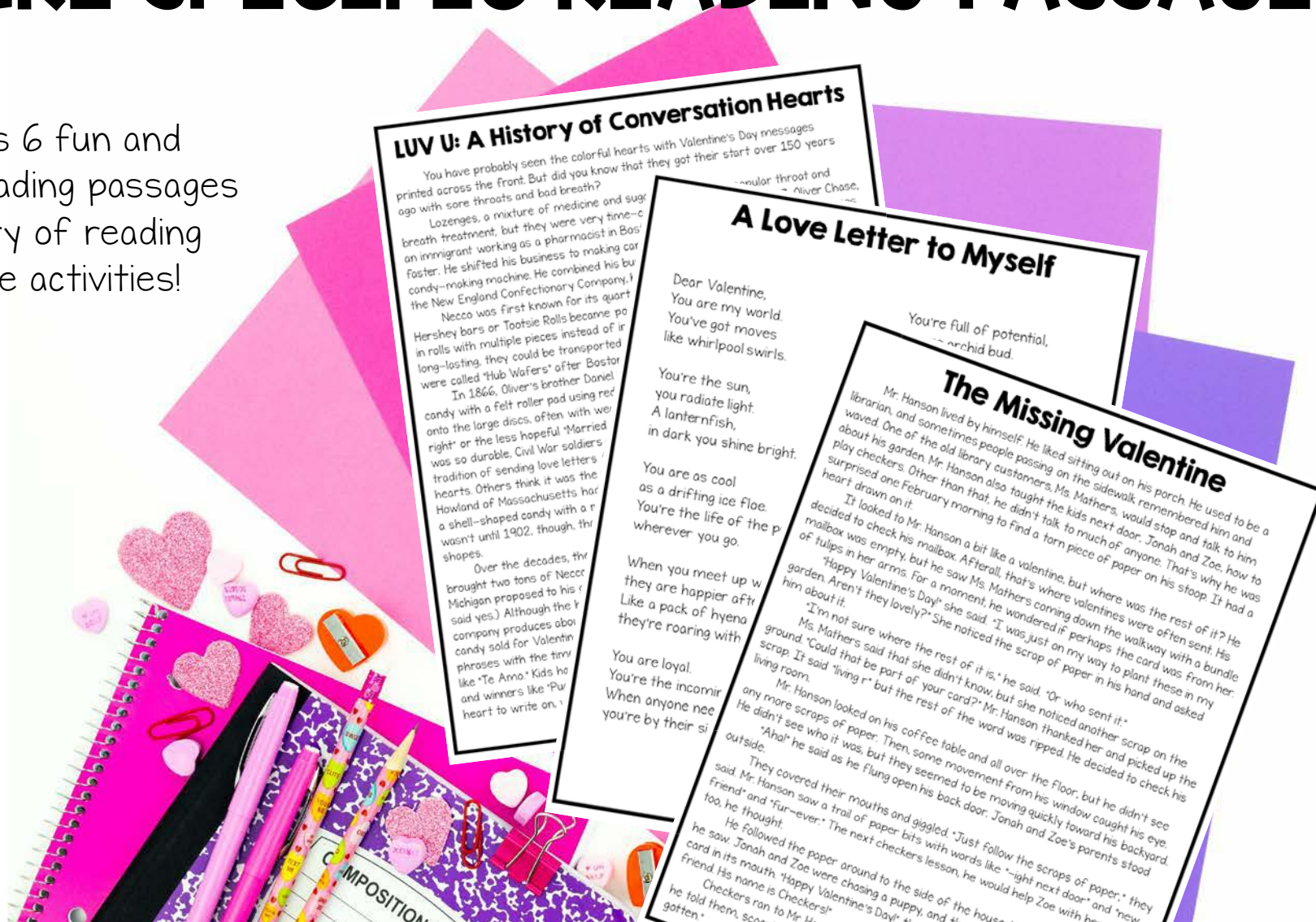


# VALENTINE'S DAY

## GENRE SPECIFIC READING PASSAGES

Includes 6 fun and engaging reading passages & a variety of reading response activities!



### LUV U: A History of Conversation Hearts

You have probably seen the colorful hearts with Valentine's Day messages printed across the front. But did you know that they got their start over 150 years ago with sore throats and bad breath?

Lozenges, a mixture of medicine and sugar breath treatment, but they were very time-consuming to make. In 1866, an immigrant working as a pharmacist in Boston named Oliver Chase shifted his business to making conversation hearts. He combined his business with the New England Confectionery Company, and the result was the first conversation heart.

Necco was first known for its quartet of Hershey bars or Tootsie Rolls became popular in rolls with multiple pieces instead of long-lasting, they could be transported.

In 1866, Oliver's brother Daniel Necco was first known for its quartet of Hershey bars or Tootsie Rolls became popular in rolls with multiple pieces instead of long-lasting, they could be transported. Others think it was the Howland of Massachusetts had a shell-shaped candy with a heart shape wasn't until 1902, though, the shapes.

Over the decades, the company brought two tons of Necco to Michigan proposed to his (said yes.) Although the company produces about candy sold for Valentine's phrases with the time like "Te Amo." Kids who and winners like "Put heart to write on."

### A Love Letter to Myself

Dear Valentine,  
You are my world.  
You've got moves  
like whirlpool swirls.

You're the sun,  
you radiate light.  
A lanternfish,  
in dark you shine bright.

You are as cool  
as a drifting ice floe.  
You're the life of the party  
wherever you go.

When you meet up with  
they are happier after.  
Like a pack of hyena  
they're roaring with

You are loyal.  
You're the incomer  
When anyone needs  
you're by their side.

### The Missing Valentine

Mr. Hanson lived by himself. He liked sitting out on his porch. He used to be a librarian, and sometimes people passing on the sidewalk remembered him and waved. One of the old library customers, Ms. Mathers, would stop and talk to him about his garden. Mr. Hanson also taught the kids next door, Jonah and Zoe, how to play checkers. Other than that, he didn't talk to much of anyone. That's why he was surprised one February morning to find a torn piece of paper on his stoop. It had a heart drawn on it.

It looked to Mr. Hanson a bit like a valentine, but where was the rest of it? He decided to check his mailbox. After all, that's where valentines were often sent. His mailbox was empty, but he saw Ms. Mathers coming down the walkway with a bundle of tulips in her arms. For a moment, he wondered if perhaps the card was from her garden. Aren't they lovely?" she said. "I was just on my way to plant these in my garden. Aren't they lovely?" She noticed the scrap of paper in his hand and asked him about it.

"I'm not sure where the rest of it is," he said. "Or who sent it." Ms. Mathers said that she didn't know, but she noticed another scrap on the scrap. "Could that be part of your card?" Mr. Hanson thanked her and picked up the living room.

Mr. Hanson looked on his coffee table and all over the floor, but he didn't see any more scraps of paper. Then, some movement from his window caught his eye. He didn't see who it was, but they seemed to be moving quickly toward his backyard outside. "Aha!" he said as he flung open his back door. Jonah and Zoe's parents stood there.

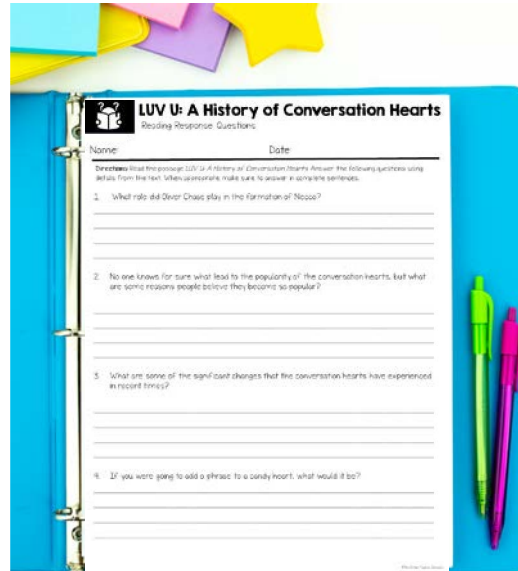
They covered their mouths and giggled. "Just follow the scraps of paper," they said. Mr. Hanson saw a trail of paper bits with words like "right next door" and "new friend" and "fur-ever." The next checkers lesson, he would help Zoe with her card in its mouth. "Happy Valentine's Day!" he told them, and "gotten."

# WHAT'S INCLUDED?


This resource includes 6 reading passages, text-based comprehension questions for each passage, a skill-based graphic organizer for each passage, AND a variety of reading response activities.



Genres Included:  
Informational  
Realistic Fiction  
Poetry  
Fairy Tale  
Myth  
Mystery



Each passage includes a response sheet with four text-based comprehension questions.

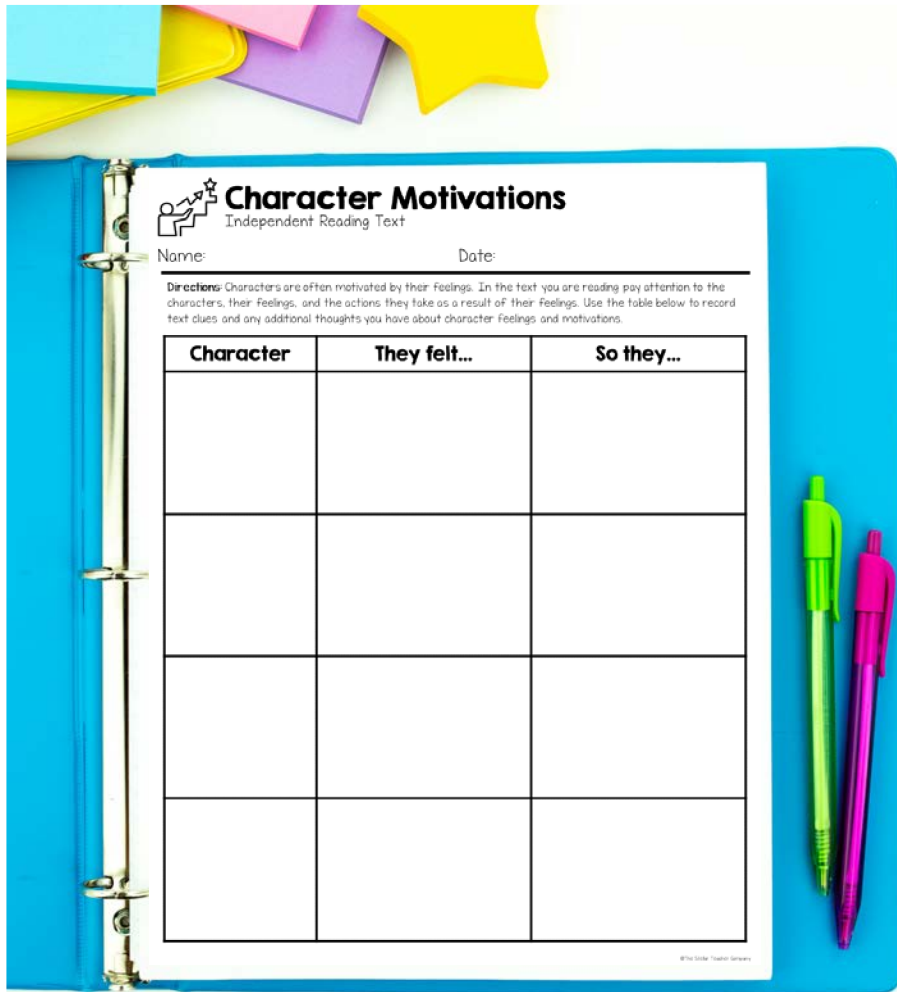


Each passage includes a graphic organizer to focus on a specific skill:  
Asking Questions  
Figurative Language  
Making Inferences  
Sequencing  
Character Motivations  
Compare & Contrast

**\* Digital versions are included for all templates.\***

# IN ADDITION...

Each graphic organizer also includes a generic template that students can apply to their independent reading text. So after they have fun using that skill with the holiday passages, they can continue to practice that skill in their own texts.



**Character Motivations**  
Independent Reading Text

Name: \_\_\_\_\_ Date: \_\_\_\_\_

**Directions:** Characters are often motivated by their feelings. In the text you are reading pay attention to the characters, their feelings, and the actions they take as a result of their feelings. Use the table below to record text clues and any additional thoughts you have about character feelings and motivations.

Character	They felt...	So they...

## This is what it could look like in your classroom:

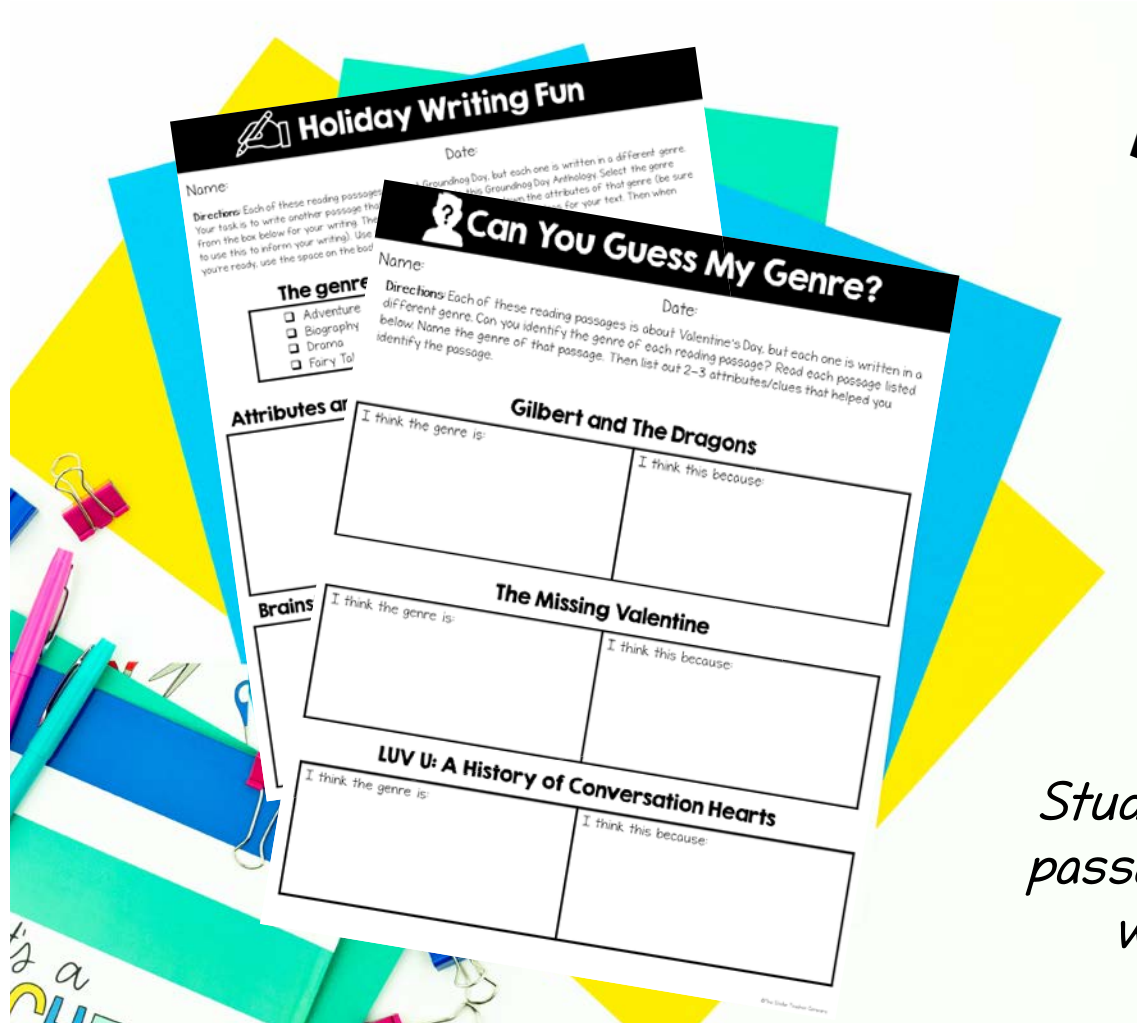
- **Step 1:** Students read holiday reading passage
- **Step 2:** Students answer comprehension questions
- **Step 3:** Students use graphic organizer to organize their thinking about the holiday passage
- **Step 4:** Students use the generic graphic organizer to help transfer that skill to their independent reading.

\*Digital versions are included for all templates.\*



# THERE'S MORE...

In addition to the reading passages, comp questions, and graphic organizer there is also a variety of fun and engaging student response activities to help your students extend their thinking and get creative with how they respond to the text.



## Additional Response Activities:

- Guess My Genre
- Holiday Writing Fun
- Design a Book Cover
- My Holiday Comic
- Social Media Profile

*Students will have so much fun with the passages and activities in this resource, it won't even feel like work to them.*

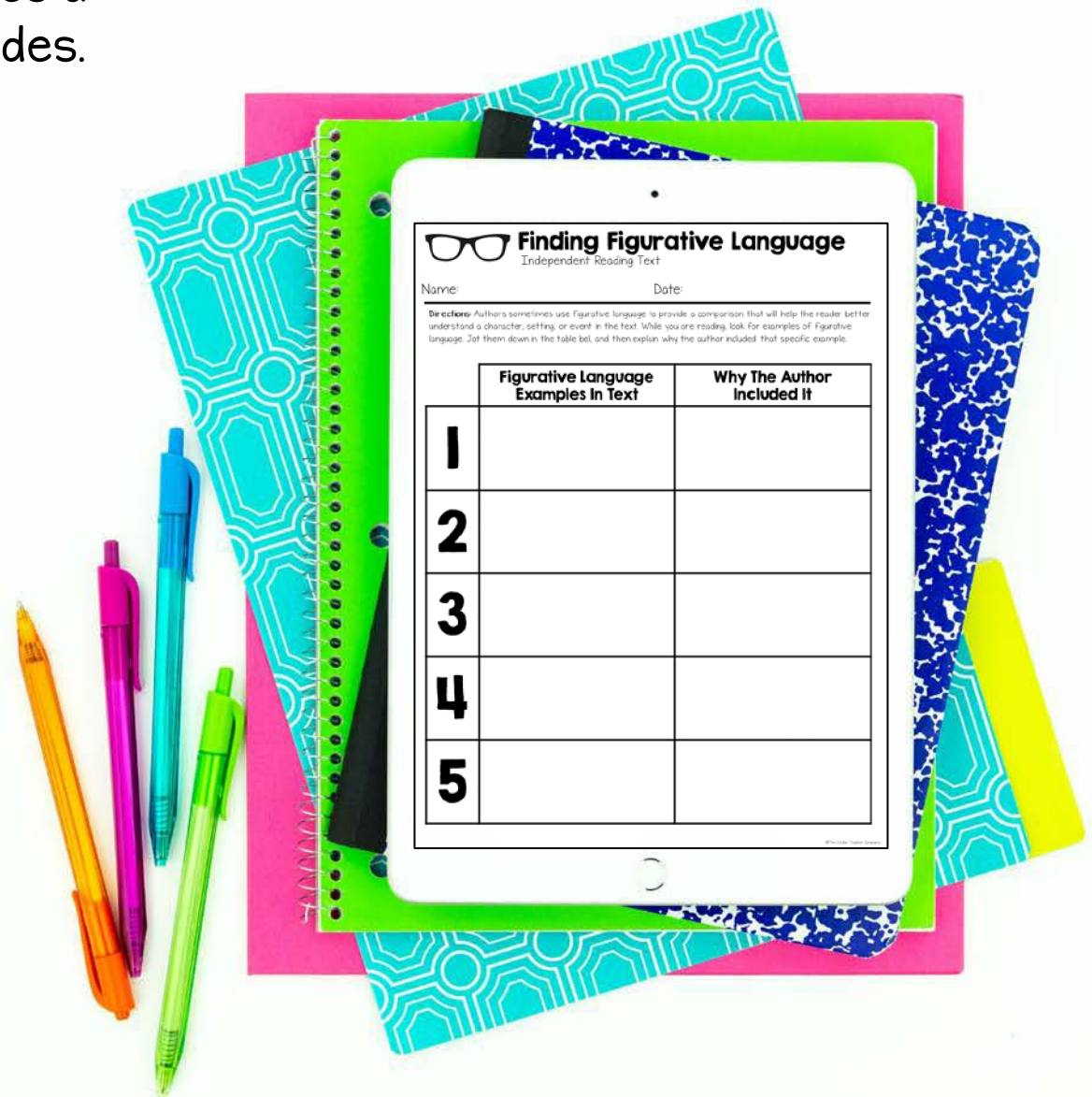
**\*Digital versions are included for all templates.\***

# Includes Digital Versions

I love to provide both print and digital options in my resources. This resource includes a digital version created using Google Slides.

In addition to the print version, you get the reading passages and ALL response templates available in Google Slides (text boxes already added).

Rest assured, you can use this resource in both face-to-face and virtual classrooms.



# A LOOK INSIDE...

## The Missing Valentine

Mr. Hanson lived by himself. He liked sitting out on his porch. He used to be a librarian, and sometimes people passing on the sidewalk remembered him and waved. One of the old library customers, Ms. Mathers, would stop and talk to him about his garden. Mr. Hanson also taught the kids next door, Jonah and Zoe, how to play checkers. Other than that, he didn't talk to much of anyone. That's why he was surprised one February morning to find a torn piece of paper on his stoop. It had a heart drawn on it.

It looked to Mr. Hanson a bit like a valentine, but where was the rest of it? He decided to check his mailbox. After all, that's where valentines were often sent. His mailbox was empty, but he saw Ms. Mathers coming down the walkway with a bundle of tulips in her arms. For a moment, he wondered if perhaps the card was from her.

"Happy Valentine's Day!" she said. "I was just on my way to plant these in my garden. Aren't they lovely?" She noticed the scrap of paper in his hand and asked him about it.

"I'm not sure where the rest of it is," he said. "Or who sent it."

Ms. Mathers said that she didn't know, but she noticed another scrap on the ground. "Could that be part of your card?" Mr. Hanson thanked her and picked up the scrap. It said "living r" but the rest of the word was ripped. He decided to check his living room.

Mr. Hanson looked on his coffee table and all over the floor, but he didn't see any more scraps of paper. Then, some movement from his window caught his eye. He didn't see who it was, but they seemed to be moving quickly toward his backyard.

"Aha!" he said as he flung open his back door. Jonah and Zoe's parents stood outside.

They covered their eyes. Mr. Hanson said, "Mr. Hanson saw a friend" and "fur-ever." Too, he thought.

He followed the path he saw Jonah and Zoe's card in its mouth. "Happy friend. His name is Checker. Checkers ran to Mr. he told them, scooping up gotten."

## LUV U: A History of Conversation Hearts

You have probably seen the colorful hearts with Valentine's Day messages printed across the front. But did you know that they got their start over 150 years ago with sore throats and bad breath?

Lozenges, a mixture of medicine and sugar paste, were a popular throat and breath treatment, but they were very time-consuming to make. In 1847, Oliver Chase, an immigrant working as a pharmacist in Boston, invented a machine to make lozenges faster. He shifted his business to making candy, and his invention is considered the first candy-making machine. He combined his business with two other companies to create the New England Confectionery Company, known today as Necco.

Necco was first known for its quarter-sized candy wafers. Decades before Hershey bars or Tootsie Rolls became popular, Necco wafers were the first candy sold in rolls with multiple pieces instead of individually wrapped, and because they were long-lasting, they could be transported around the country easily. At the time, they were called "Hub Wafers" after Boston's nickname, The Hub, and they were a hit.

In 1866, Oliver's brother Daniel Chase figured out how to press words into the candy with a felt roller pad using red vegetable coloring. They printed longer sayings onto the large discs, often with wedding themes like "Married in white, you have chosen right" or the less hopeful "Married in satin, love will not be lasting." Because the candy was so durable, Civil War soldiers carried them on long passages. Some believe that the tradition of sending love letters to soldiers inspired the idea for the conversation hearts. Others think it was the rising popularity of Valentine's Day cards, which Esther Howland of Massachusetts had started around that time. Or it may have been cockles, a shell-shaped candy with a motto on printed paper inside, that inspired Daniel. It wasn't until 1902, though, that the candies became available in their famous heart shapes.

Over the decades, the candies have seen many uses. In the 1930s, an admiral brought two tons of Necco wafers to snack on during a polar expedition. A man in Michigan proposed to his girlfriend with a full box of "Marry Me" hearts in 2004. (She said yes.) Although the hearts were discontinued in the 1950s, today the Necco company produces about 8 billion candy hearts every year, making up 40% of the candy sold for Valentine's Day. They have made the flavors stronger and changed the phrases with the times, replacing "Fax Me" with "Text Me" and adding in Spanish phrases like "Te Amo." Kids have even had a chance to enter their own sayings for the hearts, and winners like "Pugs & Kisses" have made it into recent batches. If you had a candy heart to write on, what would you add to the conversation?

## The Missing Valentine

Reading Response Questions

Name: \_\_\_\_\_ Date: \_\_\_\_\_

**Directions:** Read the passage, *The Missing Valentine*. Answer the following questions using details from the text. When appropriate, make sure to answer in complete sentences.

- Why was Mr. Hanson surprised that someone would send him a valentine?  
\_\_\_\_\_
- What causes Mr. Hanson to think Ms. Mathers sent him the valentine?  
\_\_\_\_\_
- What clues did Mr. Hanson use to solve the mystery of the missing valentine?  
\_\_\_\_\_

## Asking Questions

Passage: *The Missing Valentine*

Name: \_\_\_\_\_ Date: \_\_\_\_\_

**Directions:** Read the passage, *The Missing Valentine*. This story has a mystery involved. Think about the questions you could ask yourself to help you solve the mystery of the missing valentine before Mr. Hanson figures it out.

### TEXT CLUES

...Ms. Mathers, would stop and talk to him about his garden. Mr. Hanson also taught the kids next door, Jonah and Zoe, how to play checkers. Other than that, he didn't talk to much of anyone. That's why he was surprised one February morning to find a torn piece of paper on his stoop. It had a heart drawn on it.

### MY QUESTIONS

Ms. Mathers said that she didn't know, but she noticed another scrap on the ground. "Could that be part of your card?" Mr. Hanson thanked her and picked up the scrap. It said "living r" but the rest of the word was ripped. He decided to check his living room.

## LUV U: A History of Conversation Hearts

Reading Response Questions

Name: \_\_\_\_\_ Date: \_\_\_\_\_

**Directions:** Read the passage, *LUV U: A History of Conversation Hearts*. Answer the following questions using details from the text. When appropriate, make sure to answer in complete sentences.

- What role did Oliver Chase play in the formation of Necco?  
\_\_\_\_\_
- No one knows for sure what led to the popularity of the conversation hearts, but what are some reasons people believe they became so popular?  
\_\_\_\_\_
- What are some of the significant changes that the conversation hearts have experienced in recent times?  
\_\_\_\_\_
- If you were going to add a phrase to a candy heart, what would it be?  
\_\_\_\_\_

## Text Structure: Sequence

Independent Reading Text

Name: \_\_\_\_\_ Date: \_\_\_\_\_

**Directions:** As you are reading, or once you are finished, use this space below to record your thinking about the text. Pay attention to the sequence of events. Use the space below to create a timeline of the text. Think about the four main events and jot down information about each event that took place in the text.

1st

2nd

3rd

4th

# A LOOK INSIDE...

## Can You Guess My Genre?

Name: \_\_\_\_\_ Date: \_\_\_\_\_

**Directions:** Each of these reading passages is about Valentine's Day, but each one is written in a different genre. Can you identify the genre of each reading passage? Read each passage listed below. Name the genre of that passage. Then list out 2-3 attributes/clues that helped you identify the passage.

### Gilbert and The Dragons

I think the genre is: \_\_\_\_\_ I think this because: \_\_\_\_\_

### The Missing Valentine

I think the genre is: \_\_\_\_\_ I think this because: \_\_\_\_\_

## Can You Guess My Genre?

**Cupid and Psyche**

I think the genre is: \_\_\_\_\_ I think this because: \_\_\_\_\_

**Enzo's Gift**

I think the genre is: \_\_\_\_\_ I think this because: \_\_\_\_\_

**A Love Letter to Myself**

I think the genre is: \_\_\_\_\_ I think this because: \_\_\_\_\_

## Holiday Writing Fun

Name: \_\_\_\_\_ Date: \_\_\_\_\_

**Directions:** Each of these reading passages is about Groundhog Day, but each one is written in a different genre. Your task is to write another passage that could be added to this Groundhog Day Anthology. Select the genre from the box below for your writing. Then spend some time writing down the attributes of that genre (be sure to use this to inform your writing). Use the box at the bottom to brainstorm ideas for your text. Then when you're ready, use the space on the back to write your Groundhog Day piece.

**The genre of my writing piece will be:**

<input type="checkbox"/> Adventure	<input type="checkbox"/> Fantasy	<input type="checkbox"/> Mystery
<input type="checkbox"/> Biography	<input type="checkbox"/> Folktale	<input type="checkbox"/> Myth
<input type="checkbox"/> Drama	<input type="checkbox"/> Historical Fiction	<input type="checkbox"/> Non-Fiction
<input type="checkbox"/> Fairy Tale	<input type="checkbox"/> Humor	<input type="checkbox"/> Tall Tale


**Attributes and characteristics of that genre:**

## Design a Book Cover

LUV U: A \_\_\_\_\_

Name: \_\_\_\_\_ Date: \_\_\_\_\_


**Directions:** Pick your favorite passage and design a book cover for that specific passage. Think about the genre of the text, the author's purpose, and some of the key details in the text. Make sure your cover design is reflective of what you know about the genre and text.



## My Valentine's Day Comic

Name: \_\_\_\_\_ Date: \_\_\_\_\_

**Directions:** Use one of the passages that you read to help you create a Valentine's Day comic. Maybe you turn that text into a comic, or maybe you use the information you learned about Valentine's Day to come up with your own original comic. Just make sure you include both images and speech bubbles.



## Create A Social Media Profile

Name: \_\_\_\_\_ Date: \_\_\_\_\_

**Directions:** Pick one of the characters from the passages you read. Think about what you learned about that character from the story. Use that information to help you create a social media profile for that character.

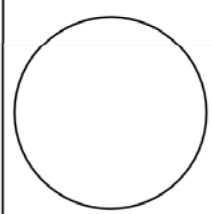
@ \_\_\_\_\_

**My Profile**

Name: \_\_\_\_\_


Interests: \_\_\_\_\_

Friends: \_\_\_\_\_

profile picture 

What's on your mind? \_\_\_\_\_

**My Recent Posts**





LET'S CONNECT!

# Hey! Let's be friends!

Click the icon below to follow me on social media.



## Looking for new ideas and easy-to-implement strategies?

Tune in to the [Stellar Teacher Podcast](#) each week to hear me share actionable strategies that will help take you to the next level of your teaching career!

Click [HERE](#) to listen!