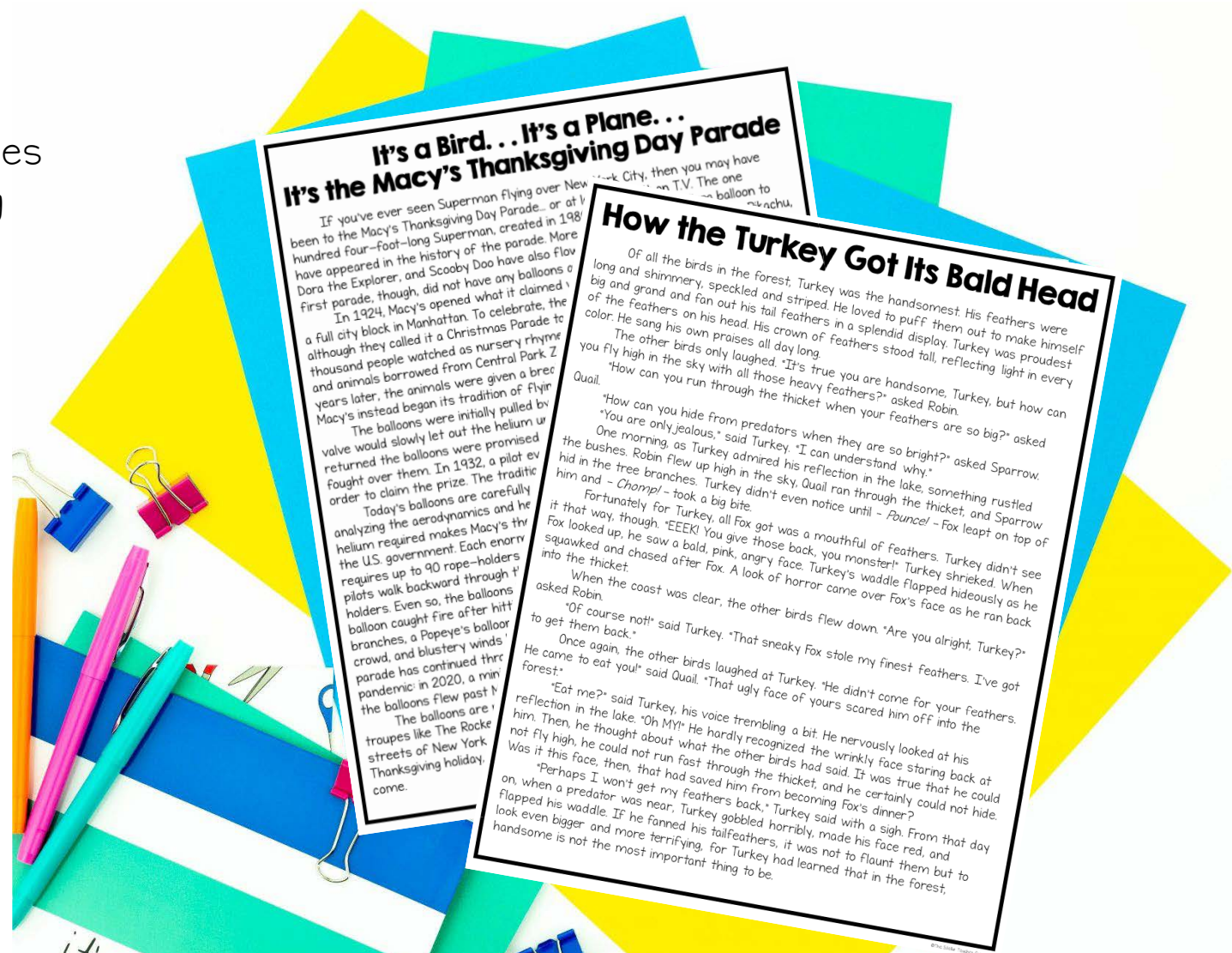


THANKSGIVING DAY


GENRE SPECIFIC READING PASSAGES

Includes 6 fun and engaging reading passages & a variety of reading response activities!




WHAT'S INCLUDED?

This resource includes 6 reading passages, text-based comprehension questions for each passage, a skill-based graphic organizer for each passage, AND a variety of reading response activities.

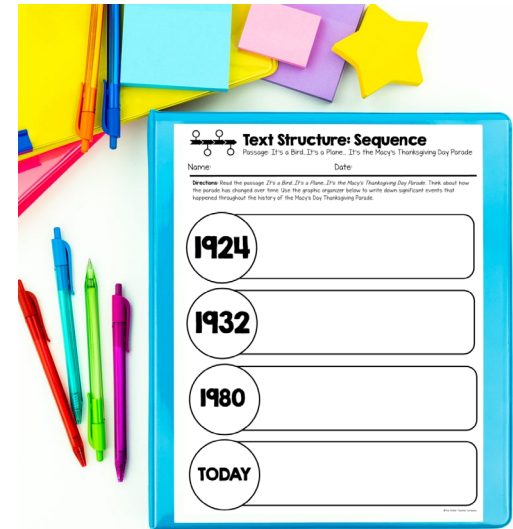


Genres Included:

- Informational
- Biography
- Poetry
- Fantasy
- Fable
- Realistic Fiction



Each passage includes a response sheet with four text-based comprehension questions.



Each passage includes a graphic organizer to focus on a specific skill:

- Synthesize
- Figurative Language
- Finding Theme
- Sequencing Events
- Summarizing
- Compare & Contrast

* Digital versions are included for all templates.*

IN ADDITION...

Each graphic organizer also includes a generic template that students can apply to their independent reading text. So after they have fun using that skill with the holiday passages, they can continue to practice that skill in their own texts.

Synthesize
Independent Reading Text

Name: _____ Date: _____

Directions: Read the passage *The Life of Tsiganfani*. Then use the space below to practice synthesizing the information you have learned. Think about what you already know about the topic, what you learned, and how your thinking changed about the topic as you were reading. Jot down a few notes in each section.

WHAT I THINK I KNOW ABOUT THE TEXT....

HOW MY THINKING CHANGED AFTER READING

WHAT I LEARNED WHILE I WAS READING

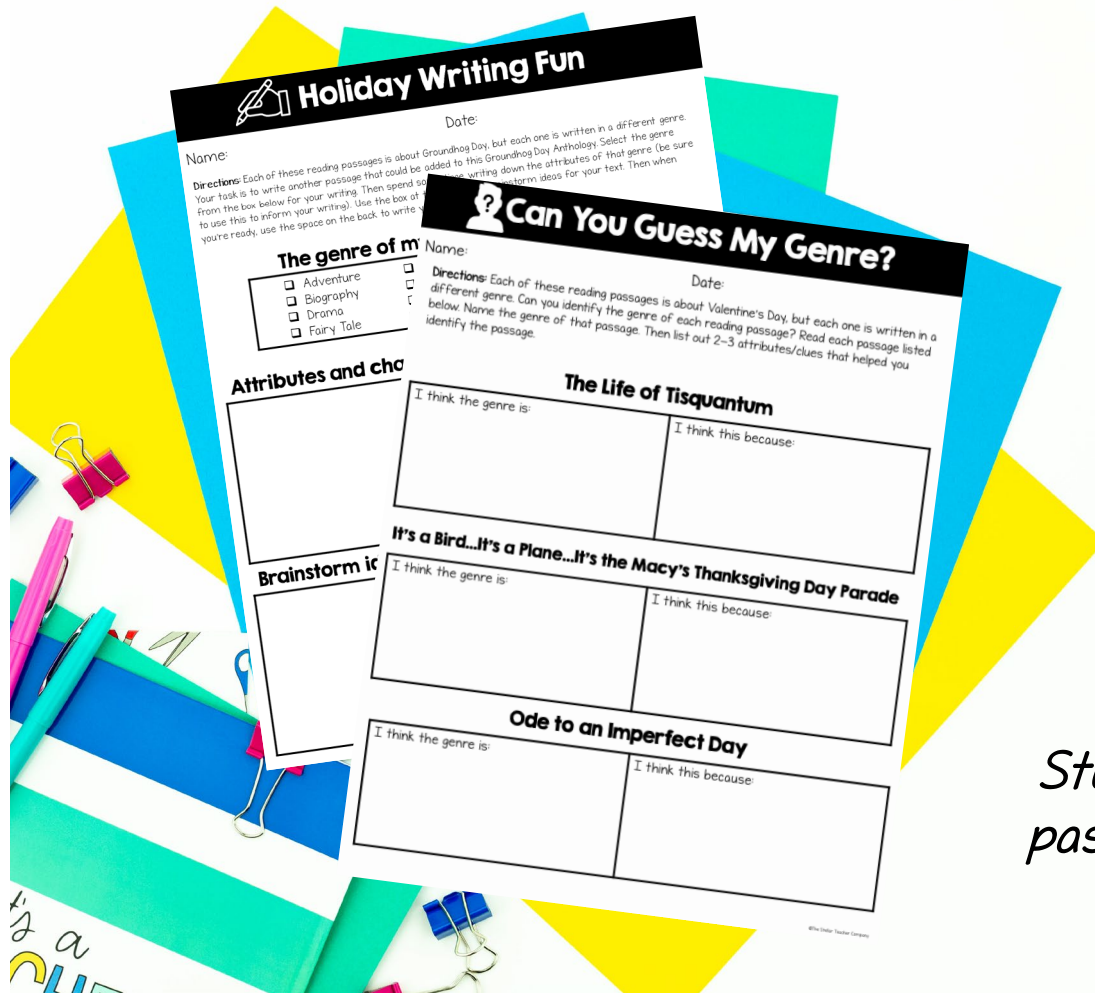
This is what it could look like in your classroom:

- **Step 1:** Students read holiday reading passage
- **Step 2:** Students answer comprehension questions
- **Step 3:** Students use graphic organizer to organize their thinking about the holiday passage
- **Step 4:** Students use the generic graphic organizer to help transfer that skill to their independent reading.

Digital versions are included for all templates.

THERE'S MORE...

In addition to the reading passages, comp questions, and graphic organizer there is also a variety of fun and engaging student response activities to help your students extend their thinking and get creative with how they respond to the text.



Additional Response Activities:

- Guess My Genre
- Holiday Writing Fun
- Design a Book Cover
- My Holiday Comic
- Social Media Profile

Students will have so much fun with the passages and activities in this resource, it won't even feel like work to them.

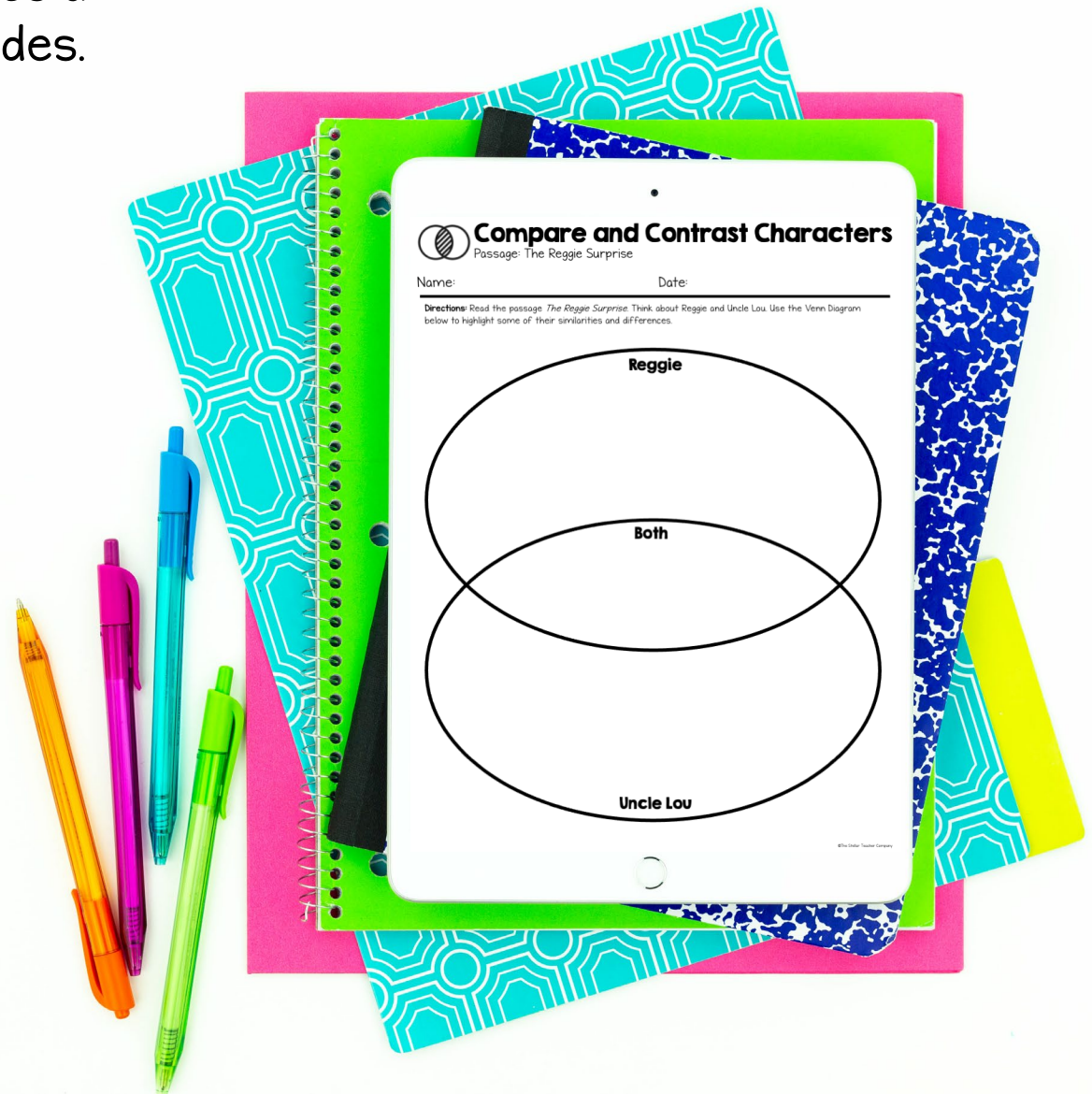
Digital versions are included for all templates.

Includes Digital Versions

I love to provide both print and digital options in my resources. This resource includes a digital version created using Google Slides.

In addition to the print version, you get the reading passages and ALL response templates available in Google Slides (text boxes already added).

Rest assured, you can use this resource in both face-to-face and virtual classrooms.



A LOOK INSIDE...

The Reggie Surprise

In Reggie's family, it was a tradition to have a big football game with all his relatives every Thanksgiving. Reggie liked math and puzzles. He hated football. He hated how whenever one of his uncles threw him the ball, it would slip out of his hands and wobble through the grass. He hated how he was too slow to stop the other team from getting a touchdown. Reggie spent most of the game waiting for his Grandma to call everyone into the house for dinner. This year was no different.

Reggie's cousin Tobin lofted the ball across the yard to his sister Victoria. She sprinted to the endzone to score their third touchdown. Uncle Lou winked at Reggie and said, "Time for our big comeback." No one bothered to guard Reggie, so he was wide open when Uncle Lou passed it to him. The ball soared through Reggie's hands and bounced off his shoulder. Reggie groaned, and Uncle Lou called a time out. As they gathered on the sidelines, Reggie's uncle did something he hadn't done before. He pulled out a notepad and started drawing little X's and O's on it.

Reggie squinted his eyes as Uncle Lou explained that those X's and O's were the players. It was like a puzzle. If an X went here, an O would go there, and a blank space would open up. All the moving parts started making sense to Reggie. He realized something else, too. In math, four quarters was the same as one whole. His team didn't have to lob the ball to the endzone in one shot, like Tobin. Maybe smaller plays with smaller passes was a better strategy for them.

"Uncle Lou, could I borrow your notepad?" asked Reggie. His uncle smiled and handed him the notepad. Reggie got to work drawing. "I call this The Reggie Surprise."

They arranged the Lou pretended to throw. Down down the side of Reggie's teammates zig passes to each other and zigged in for a handoff. endzone that all he had. "Touchdown!" shouted once, Reggie was disappointed. As everyone else, napkin, he started drawing.

Ode to an Imperfect Day

Sun lights my room and warms my bed.
I sit up fast and *bank* my head.
I rub my forehead. I'm okay!
I'm still thankful for this day.

I love cinnamon-swirled breakfast most.
Yuck - who put raisins in my toast?
I still have a juicy orange to peel.
I'm thankful for this morning meal.

I can't wait to play games at school.
Hey! No one's playing by the rules.
I argue with my friend, but then
I'm thankful we make up again.

I feel fast in my new soccer shoes.
I kick. *I miss!* I hate to lose.
I get back up after I cry,
thankful for another try.

Our happy puppy yips and yelps.
I give her food, my brother helps.
She leaves a big mess to clean up,
but we're still thankful for our pup.

I chase fireflies, flashing bright.
Auch! It's a mosquito bite.
I laugh and run to rub on lotion.
I'm thankful to be in motion.

Now the moon shines on my bed.
I'm careful not to *bank* my head.
I ask my family to hug me.
I let go of the things that bug me.

Although not everything went my way,
I'm thankful for this perfect imperfect day!



The Reggie Surprise

Reading Response Questions

Name: _____ Date: _____

Directions: Read the passage *The Reggie Surprise*. Answer the following questions using details from the text. When appropriate, make sure to answer in complete sentences.

- How did Reggie feel about his family's football tradition? Explain.

- Explain how Reggie's uncle helped him better understand the game of football.

- What character taught you the most in the story? What did they teach you? Explain.

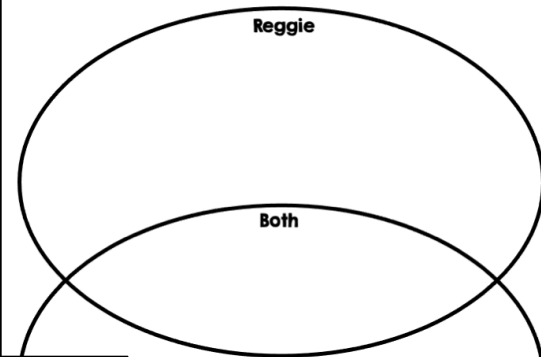


Compare and Contrast Characters

Passage: The Reggie Surprise

Name: _____ Date: _____

Directions: Read the passage *The Reggie Surprise*. Think about Reggie and Uncle Lou. Use the Venn Diagram below to highlight some of their similarities and differences.



Ode to an Imperfect Day

Reading Response Questions

Name: _____ Date: _____

Directions: Read the passage *Ode to an Imperfect Day*. Answer the following questions using details from the text. When appropriate, make sure to answer in complete sentences.

- How many stanzas are in this poem? _____
- How many lines are in this poem? _____
- What is the rhyme scheme? _____
- The author uses several examples of anastrophe. List the examples from the poem.

- The narrator in the poem encounters several mishaps. Describe some of the events that went wrong during the day.

- What is something you learned from the narrator of the poem?



Finding the Theme

Passage: Ode to an Imperfect Day

Name: _____ Date: _____

Directions: As you are reading *Ode to an Imperfect Day*, or once you are finished, use this space below to record your thinking about the text. Focus on identifying the theme of the text. The theme is the big idea or the lesson that the author is trying to communicate. Think about the evidence from the text that helped you identify the theme.

Repeated ideas, words, or phrases in the poem. . .

THE THEME IS...

Use the notes and clues from above to write a theme.

EVIDENCE #1

What specific examples from the text show the theme?

EVIDENCE #2

What specific examples from the text show the theme?

EVIDENCE #3

What specific examples from the text show the theme?

A LOOK INSIDE...

Can You Guess My Genre?

Name: _____ Date: _____

Directions: Each of these reading passages is about Valentine's Day, but each one is written in a different genre. Can you identify the genre of each reading passage? Read each passage listed below. Name the genre of that passage. Then list out 2-3 attributes/clues that helped you identify the passage.

The Life of Tisquantum

I think the genre is: _____ I think this because: _____

It's a Bird...It's a Plane...It's the Macy's Thanksgiving Day Parade

I think the genre is: _____ I think this because: _____

Can You Guess My Genre?

Farrah's Delicious Adventure

I think the genre is: _____ I think this because: _____

How the Turkey Got Its Bald Head

I think the genre is: _____ I think this because: _____

The Reggie Surprise

I think the genre is: _____ I think this because: _____

Holiday Writing Fun

Name: _____ Date: _____

Directions: Each of these reading passages is about Thanksgiving Day, but each one is written in a different genre. Your task is to write another passage that could be added to this Thanksgiving Day Anthology. Select the genre from the box below for your writing. Then spend some time writing down the attributes of that genre (be sure to use this to inform your writing). Use the box at the bottom to brainstorm ideas for your text. Then when you're ready, use the space on the back to write your Thanksgiving Day piece.

The genre of my writing piece will be:


<input type="checkbox"/> Adventure	<input type="checkbox"/> Fantasy	<input type="checkbox"/> Memoir
<input type="checkbox"/> Biography	<input type="checkbox"/> Folktale	<input type="checkbox"/> Non-Fiction
<input type="checkbox"/> Drama	<input type="checkbox"/> Historical Fiction	<input type="checkbox"/> Science Fiction
<input type="checkbox"/> Fable	<input type="checkbox"/> Humor	<input type="checkbox"/> Tall Tale

Attributes and characteristics of that genre:

Design a Book Cover

Name: _____ Date: _____

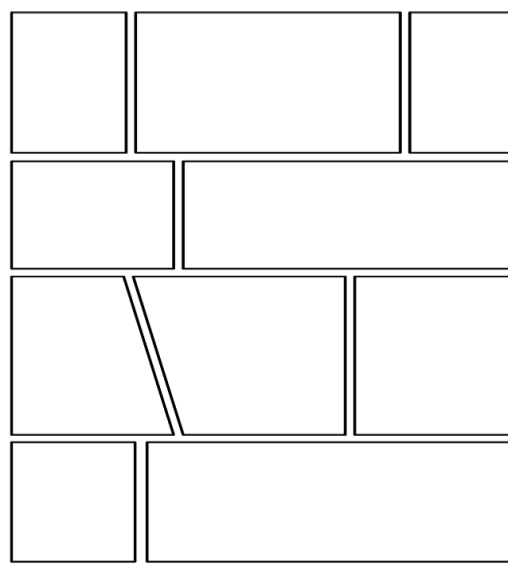
Directions: Pick your favorite passage and design a book cover for that specific passage. Think about the genre of the text, the author's purpose, and some of the key details in the text. Make sure your cover design is reflective of what you know about the genre and text.



My Thanksgiving Day Comic

Name: _____ Date: _____

Directions: Use one of the passages that you read to help you create a Thanksgiving Day comic. Maybe you turn that text into a comic, or maybe you use the information you learned about Thanksgiving Day to come up with your own original comic. Just make sure you include both images and speech bubbles.



Create A Social Media Profile

Name: _____ Date: _____

Directions: Pick one of the characters from the passages you read. Think about what you learned about that character from the story. Use that information to help you create a social media profile for that character.

@ _____

My Profile

profile picture


Name: _____

Interests: _____

Friends: _____

What's on your mind? _____

My Recent Posts



Hey! Let's be friends!

Click the icon below to follow me on social media.



Looking for new ideas and easy-to-implement strategies?

Tune in to the [Stellar Teacher Podcast](#) each week to hear me share actionable strategies that will help take you to the next level of your teaching career!

Click [HERE](#) to listen!