





# Graphic Organizers to Support the Following Reading Skills and Strategies:

**Drawing Conclusions**

Book Title: \_\_\_\_\_

Review all the information available to you in the text. Analyze it, apply your background knowledge, and draw a logical conclusion. Use the space below to document your thinking.

Important Facts and Details	Important Background Information	Inferred Information
		
↓ ↓ ↓ My Conclusion...		
		

© Mrs. M's Style 2017

## Reading Graphic Organizers: 2<sup>nd</sup> Edition

- Background Knowledge
- Text Structure
- Stop-and-Jot
- Figurative Language
- Drawing Conclusions
- Sequencing
- Compare and Contrast
- Synthesizing
- Facts and Details
- Monitor Comprehension
- Backup and Reread
- Using Text Evidence
- Determining Importance
- Fiction vs. Non-Fiction
- Close Reading



# Each graphic organizer has three printing options

**Using Text Evidence**  
Book Title: \_\_\_\_\_  
Use the response stems to identify text evidence to support your thinking.

**Response stems to make sure your response is based on text evidence:**  
Change \_\_\_\_\_ if read \_\_\_\_\_ The author stated or implied \_\_\_\_\_  
An example of \_\_\_\_\_ is \_\_\_\_\_ Because the text said \_\_\_\_\_  
I think \_\_\_\_\_ I think this because the text said \_\_\_\_\_

Pg.	My Thoughts or Ideas	My Text Evidence

**Using Text Evidence**  
Book Title: \_\_\_\_\_  
Use the response stems to identify text evidence to support your thinking.

**Response stems to make sure your response is based on text evidence:**  
Change \_\_\_\_\_ if read \_\_\_\_\_ The author stated or implied \_\_\_\_\_  
An example of \_\_\_\_\_ is \_\_\_\_\_ Because the text said \_\_\_\_\_  
I think \_\_\_\_\_ I think this because the text said \_\_\_\_\_

Pg.	My Thoughts or Ideas	My Text Evidence

Mini Size

**Using Text Evidence**  
Book Title: \_\_\_\_\_  
Use the response stems to identify text evidence to support your thinking.

**Response stems to make sure your response is based on text evidence:**  
Change \_\_\_\_\_ if read \_\_\_\_\_ The author stated or implied \_\_\_\_\_  
An example of \_\_\_\_\_ is \_\_\_\_\_ Because the text said \_\_\_\_\_  
I think \_\_\_\_\_ I think this because the text said \_\_\_\_\_

Pg.	My Thoughts or Ideas	My Text Evidence

Journal Size

**Using Text Evidence**  
Book Title: \_\_\_\_\_  
Use the response stems to identify text evidence to support your thinking.

**Response stems to make sure your response is based on text evidence:**

- On page \_\_\_\_\_ it said \_\_\_\_\_
- The author stated or implied \_\_\_\_\_
- An example of \_\_\_\_\_ is \_\_\_\_\_
- Because the text said \_\_\_\_\_
- I think \_\_\_\_\_
- I think this because the text said \_\_\_\_\_

Pg. #	My Thoughts or Ideas	My Text Evidence

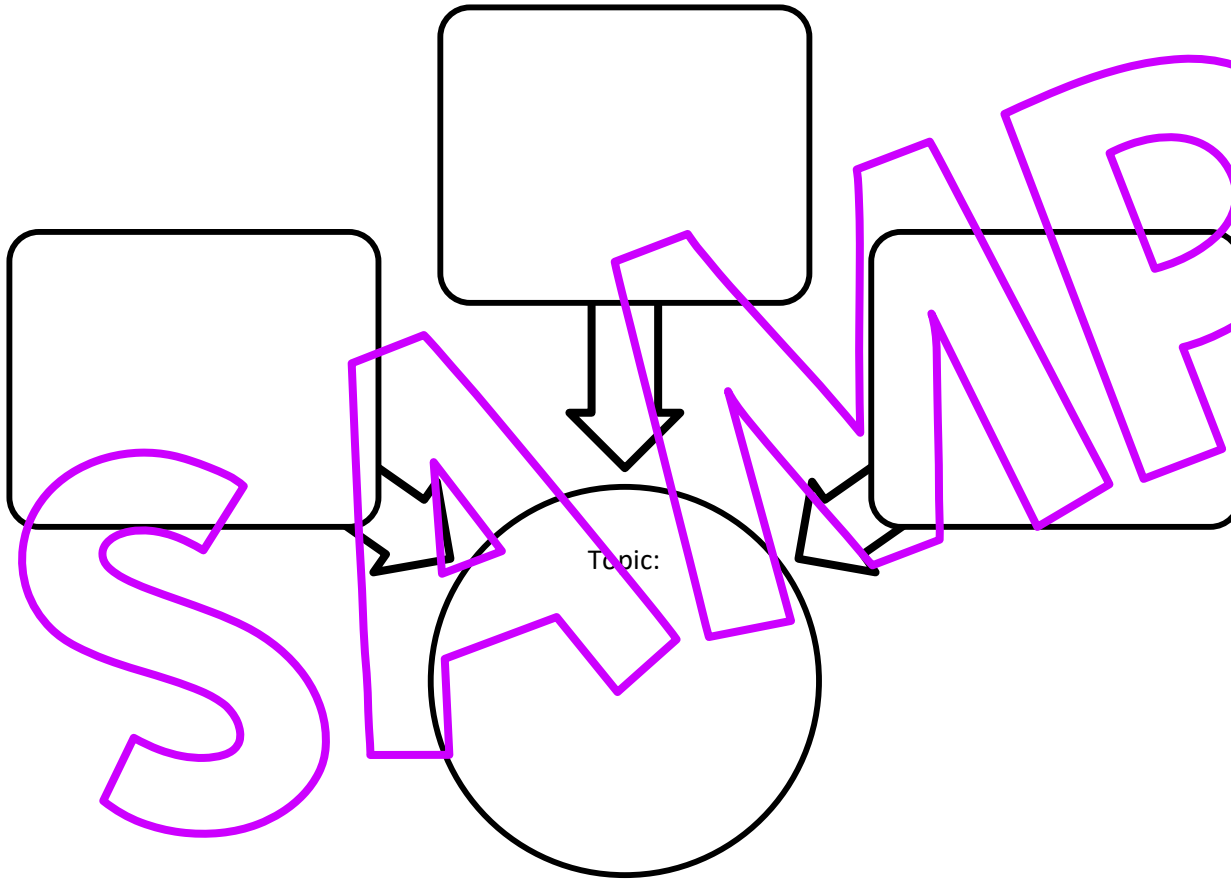
Full Page



# Background Knowledge

Book Title: \_\_\_\_\_

Think about all the background knowledge you have about the text you are reading. Jot down three things you already know.



How does your background knowledge help you understand the text?

# Text Structure

Book Title: \_\_\_\_\_

As you read non-fiction texts, keep track of the text structure of each text. Jot down the title, text structure and the key words or evidence that helped you determine the text structure.

Text Title	Text Structure	Key Words and Text Evidence

SAMPLE

# Stop-and-Jot

Book Title: \_\_\_\_\_

While you are reading, stop and jot a few of your thoughts.

Page #	Stop-and-Jot Thoughts...		

SAMPLE

# Figurative Language

Book Title: \_\_\_\_\_

Look for two examples of figurative language while you read. Write down the examples that you find.

## EXAMPLE #1

Figurative Language Found in Text

Type of Figurative Language

What is another way the author could have said this?

## EXAMPLE #2

Figurative Language Found in Text

Type of Figurative Language

What is another way the author could have said this?

SAMPLE

# Drawing Conclusions


Book Title: \_\_\_\_\_

Review all the information available to you in the text. Analyze it, apply your background knowledge, and draw a logical conclusion. Use the space below to document your thinking.

Important Facts and Details

Important Background Information

Inferred Information



SAMPLE

# Sequencing

Book Title: \_\_\_\_\_

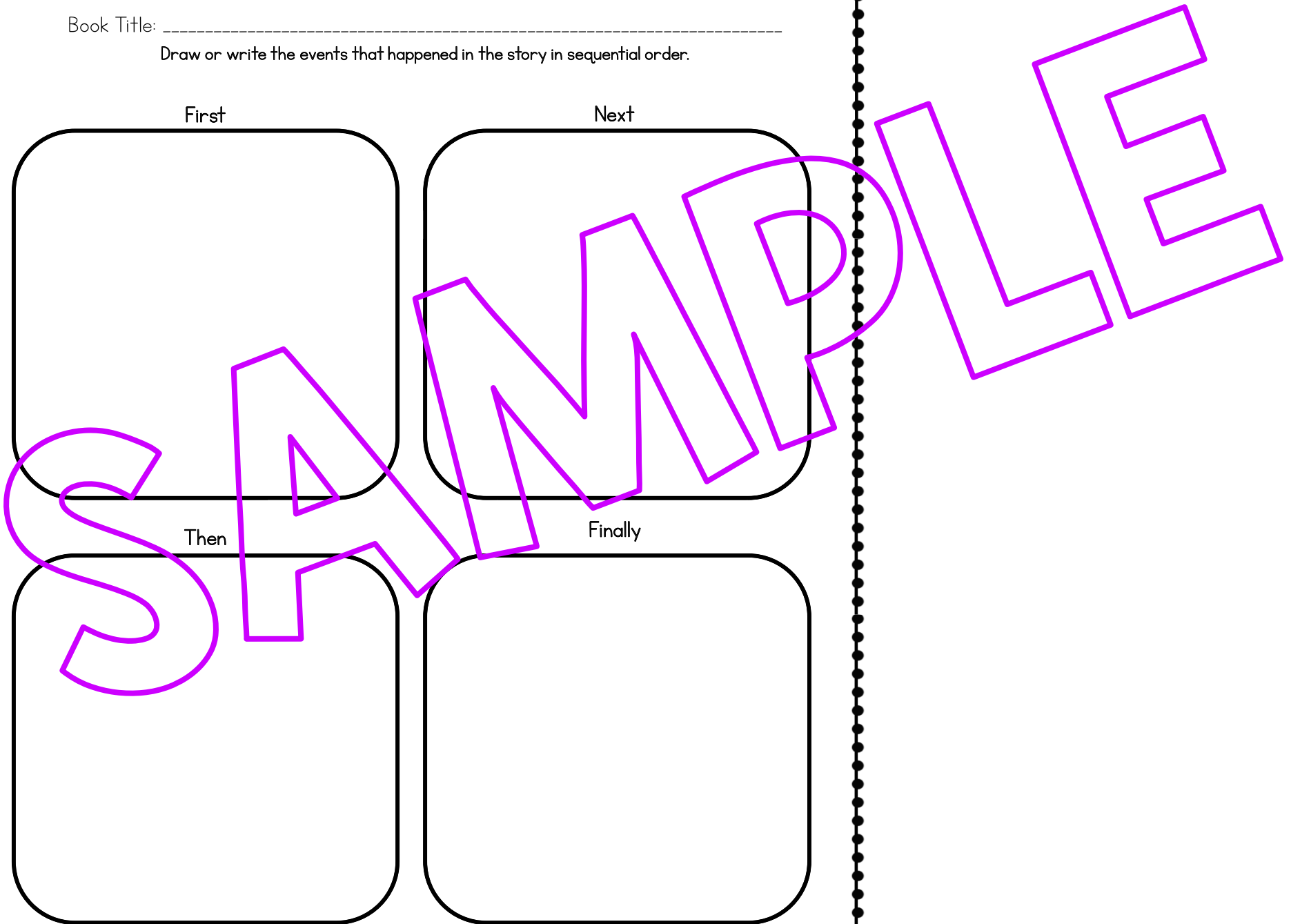
Draw or write the events that happened in the story in sequential order.

First

Next

Then

Finally






# Compare & Contrast

Book Title: \_\_\_\_\_

Use the Venn Diagram to compare and contrast two characters from the book you are reading.



SAMPLE

What are the most significant similarities and differences you noticed between the two characters?

-----  
-----  
-----

# Synthesizing

Book Title: \_\_\_\_\_

Put down how your thinking changes and grows as you read.

First my thinking was...

Then I read...

I started to realize...

Now I understand...

SAMPLE

# Facts and Details

Book Title: \_\_\_\_\_

Jot down important facts from the text you are reading. Include details that help you understand the facts the author includes.

Important Facts

Details That Support The Facts

	→	
--	---	--

	→	
--	---	--

	→	
--	---	--

	→	
--	---	--

SAMPLE

# Monitor Comprehension

Book Title: \_\_\_\_\_

Answer the following questions while you read to make sure you are understanding the text.

Who are the characters?

What is the problem in the story?

What is the relationship between the characters?

How are the characters trying to solve the problem?

What is the story mostly about?

Why am I reading this story?

Have I ever experienced something similar?

What lesson can I learn from this story?

**SAMPLE**

# Backup and Reread

Book Title: \_\_\_\_\_

When you get stuck on something you read, backup and reread the text. Track your thinking before you re-read and after you re-read the text.

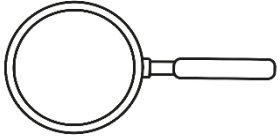
The part of the text I don't understand	# of times I reread	What I think it means after I reread

SAMPLE

# Using Text Evidence

Book Title: \_\_\_\_\_

Use the response stems to identify text evidence to support your thinking.



## Response stems to make sure your response is based on text evidence:

On page \_\_\_\_\_, it said \_\_\_\_\_      The author stated or implied \_\_\_\_\_  
An example of \_\_\_\_\_ is \_\_\_\_\_      Because the text said \_\_\_\_\_,  
I think \_\_\_\_\_      I think this because the text said \_\_\_\_\_

Pg. #	My Thoughts or Ideas	My Text Evidence


SAMPLE

# Determining Importance

Book Title: \_\_\_\_\_

Read the text. Think about the most important pieces of information. Jot down those ideas in the suitcase. Jot down the other pieces of information you read that are interesting, but aren't the most important.

Information that is important...



Information that is interesting, but not important...



SAMPLE

# Fiction Vs. Non-Fiction

Keep track of the books you read and categorize them as fiction or non-fiction.

Book Title	Genre	How do you know?

SAMPLE



# Close Reading

Book Title: \_\_\_\_\_

Read your text three times. Each time you read, try to pull out new details or pieces of information that will help deepen your understanding.

<b>1st Read</b>	Skim the Surface
<b>2nd Read</b>	Dig Deeper
<b>3rd Read</b>	Make your Meaning

SAMPLE