

Graphic Organizers to Support the Following Reading Skills and Strategies:

Cause & Effect

Book Title: _____

While you read, write down any cause and effect relationships you identify while you read.

Cause → **Effect**

Pa. # _____ What made it happen? _____ What happened? _____

© Mrs. M's Style 2017

The graphic organizer is a rectangular box with a dotted border. At the top, it says 'Cause & Effect'. Below that is a line for 'Book Title:'. A sentence follows: 'While you read, write down any cause and effect relationships you identify while you read.' In the center, there is a large arrow pointing from left to right. The arrow's tail is labeled 'Cause' and its head is a jagged, starburst shape labeled 'Effect'. Below the arrow, there are two large vertical rectangular boxes. The left box is labeled 'Pa. #' and the right box is labeled 'What happened?'. The left box contains the text 'What made it happen?' and the right box contains the text 'What happened?'. At the bottom right corner of the box, there is a small copyright notice: '© Mrs. M's Style 2017'.

Reading Graphic Organizers: 1st Edition

- Main Idea
- Summary
- Plot Structure
- Character Traits & Feelings
- Inference
- Cause and Effect
- Theme
- Point of View
- Author's Purpose
- Fact and Opinion
- Formulating Questions
- Making Connections
- Making Predictions
- Visualization
- Context Clues



Each graphic organizer has three printing options

Summary

Book Title: _____
Write down the important things you read in the beginning, middle, and end of the story (use one section to write a summary of what you read).

B Beginning	-Who are the characters?	-What is the problem?
M Middle	-What events happen to the characters?	-What is the climax of the story?
E End	-How is the problem resolved?	-How have the characters changed?

My Summary: _____

Summary

Book Title: _____
Write down the important things you read in the beginning, middle, and end of the story (use one section to write a summary of what you read).

B Beginning	-Who are the characters?	-What is the problem?
M Middle	-What events happen to the characters?	-What is the climax of the story?
E End	-How is the problem resolved?	-How have the characters changed?

My Summary: _____

© Mrs. M's Style 2017

Mini Size

Summary

Book Title: _____
Write down the important things you read in the beginning, middle, and end of the story (use your notes to write a summary of what you read).

B Beginning	-Who are the characters?	-What is the problem?
M Middle	-What events happen to the characters?	-What is the climax of the story?
E End	-How is the problem resolved?	-How have the characters changed?

My Summary: _____

© Mrs. M's Style 2017

Journal Size

Summary

Book Title: _____
Write down the important things you read in the beginning, middle, and end of the story (use your notes to write a summary of what you read).

B Beginning	-Who are the characters?	-What is the problem?
M Middle	-What events happen to the characters?	-What is the climax of the story?
E End	-How is the problem resolved?	-How have the characters changed?

My Summary: _____

© Mrs. M's Style 2017

Full Page



Main Idea

Book Title: _____

Read your text. Identify three supporting details. Use them to help you find the main idea.

Main idea:

Supporting Detail:

Supporting Detail:

Supporting Detail:

S

SAMPLE

Summary

Book Title: _____

Write down the important things you read in the beginning, middle, and end of the story. Use your notes to write a summary of what you read.

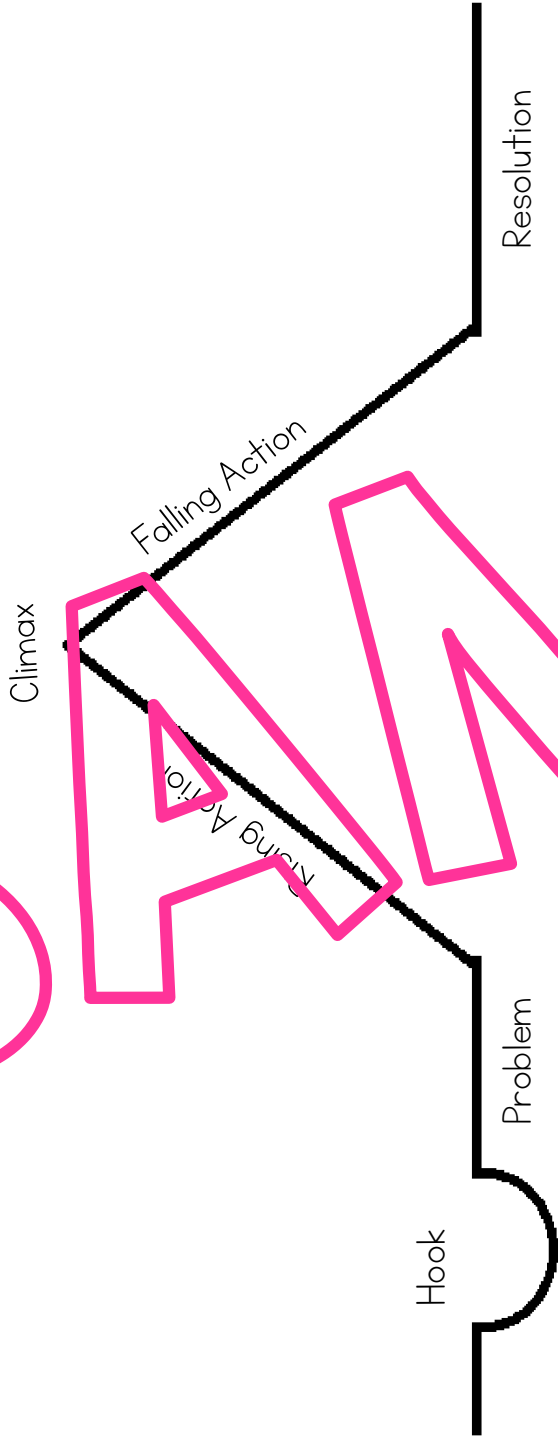
B Beginning	-Who are the characters?	What is the problem?
M Middle	-What events happen to the characters?	-What is the climax of the story?
E End	-How is the problem resolved?	-How have the characters changed?

My Summary: _____

SAMPLE

Plot Structure

Book Title: _____
Jot down all of the elements of the plot.




SAMPLE

How does the plot structure help you understand the story?

Character Traits & Feelings

Book Title: _____

Identify a main character in the story. Fill the heart below with pictures and words that represent the character's traits and feelings.



A character heart map for _____

Making Inferences

Book Title: _____

While you read, jot down any inferences you make. Write down the text clues and background knowledge that helped you make the inference.


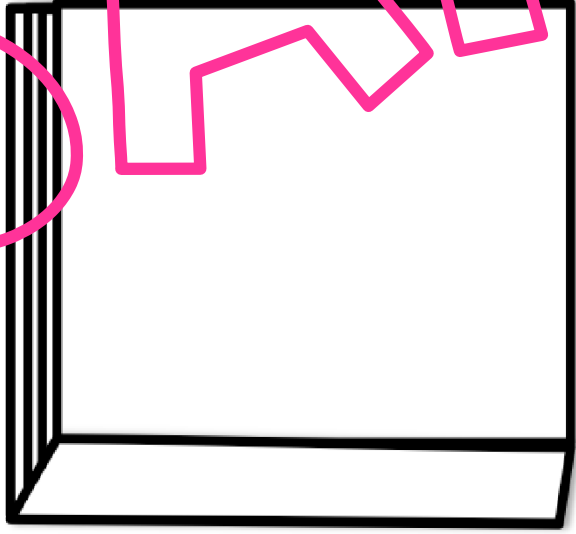
Text Clues (include page number)	Background Knowledge	Inference

SAMPLE

Making Inferences

Book Title: _____

Use clues from the text and your background knowledge to make an inference about what you read.



Text Clues

Background Knowledge

My Inference:

A large, empty rectangular box with rounded corners, intended for writing an inference.

Cause & Effect

Book Title: _____

While you read, write down any cause and effect relationships you identify while you read.

Cause

Effect

Pg #

What made it happen?

What happened?

SAMPLE

Theme

Book Title: _____

Fill in the boxes with information from the text to help you identify the theme.

What was the problem in the story?

What did the characters learn?

How did the character's feelings or actions change?

What was the BIG idea of the story?

Using only one word, what is the theme of the story?

SAMPLE

Point of View

Use this log to document the point of view of the different texts you read. Make sure you include evidence to explain how you know.

Book Title	Point of View	Evidence

SAMPLE

Author's Purpose

Use this log to document the author's purpose of the different texts you read. Make sure you include evidence to explain how you know.

Book Title	Author's Purpose	Evidence

SAMPLE

Fact & Opinion

Book Title: _____

As you read identify statements that are facts and statements that are opinions. Jot them down in the correct columns.

Fact

Ask: can this be proven?
(Include page number)

Opinion

Ask: Could people disagree?
(Include page number)

SAMPLE

Formulating Questions

Book Title: _____

Jot down three questions before you read, while you read, and after you read.




My Questions Before Reading	1. 2. 3.
My Questions During Reading	1. 2. 3.
My Questions After Reading	1. 2. 3.

SAMPLE

Making Connections

Book Title: _____

Jot down the connections you make while you read.

 <p>My Text to Self Connections</p>	I can connect to the book because...
 <p>My Text to Text Connections</p>	It reminds me of the book _____, because...
 <p>My Text to World Connections</p>	It makes me think of _____, because...

SAMPLE

Making Predictions

Book Title: _____

Jot down your predictions before you read, while you read, and after you read.

Sentence Starters

- I predict that...
- I think _____ will happen because...
- When I read _____, it makes me think _____ will happen.
- I bet the character will...
- I wonder if _____ will happen next.

My Predictions Before Reading	
My Predictions During Reading	
My Predictions After Reading	

SAMPLE

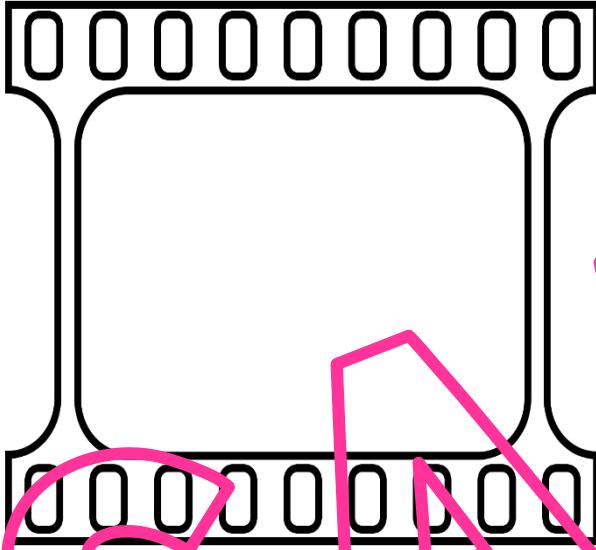
Visualization

Book Title: _____

Think about what you read, draw a picture of what you visualize.

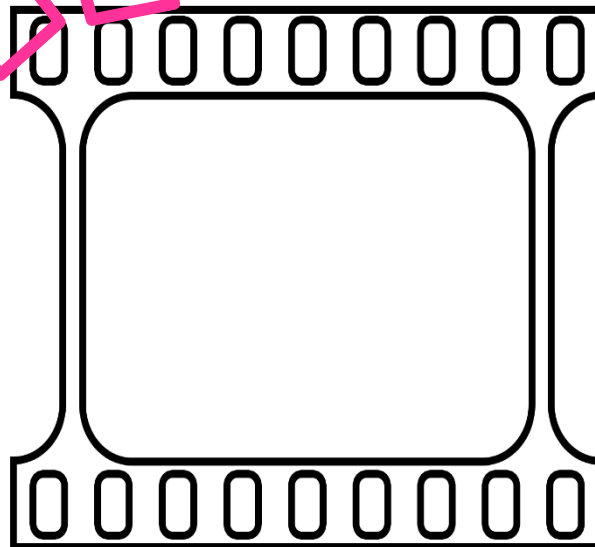
What I visualize:

What I read:



What I read:

What I visualize:



SAMPLE

Context Clues

Book Title: _____

Write down any unknown words you come across while you read. Think about what strategy you can use to solve the word. Write down what you think that word means.

Pg #	Sentence with Unknown Word	Strategy Used	Definition of Unknown Word

SAMPLE