

GROUNDHOG DAY

GENRE SPECIFIC READING PASSAGES

Includes 6 fun and engaging reading passages & a variety of reading response activities!

The Groundhog and The Hare

Hare was tired of the cold. For months, she had been picking out clumps of snow from her fur. She was ready for winter to be over. First rose from his hole, if he saw his shadow, shadow was not there, winter would be over, to get rid of Groundhog's shadow.

Now back then, shadows were not they could come and go as they pleased. Most of hibernating right beside him.

Hare peeked her head into Groundhog's soundly. She tiptoed through the tunnel to see Groundhog's dark shadow on the a tricky thing to take hold of, so she c

"Hare!" said Groundhog, startled. Hare jumped, letting Groundhog wanted to wish you a happy new year sleeping. You rest, and I'll come back eyes.

Hare had to think of a new precious storage of winter food packed it into a basket with a t shadow in this basket," she s

"Hello, Groundhog!" called up, and when Hare pulled out three months. He ate hand

Seeing that he was in ground and opened her burrow also been hibernating, as Groundhog's fur and ch

shouted Groundhog, an right to his shadow. H

He looked up at the hare yet," he announced. Hare took her more weeks of sr them, attached a Moral No one ca

My Real Name

I have many different names that don't completely fit. Some think my name is **Whistle Pig** but that's not really it.

A whistle is my warning sign, but can't you see I'm not a swine? Alright, so I may not be thin, but I do not live in a pen.

I have many different names that don't completely fit. Some think my name is **Woodchuck**, but that isn't really it.

Sometimes, I chew the bark of wood. I would not chuck it if I could. However, when I dig my burrow, I chuck out dirt. I'm very thorough.

I have many different names that don't completely fit. Some think my name is **Groundhog** but that isn't really it.

It's true I tunnel in the ground. But know where else I can be found? I swim in rivers and climb trees! So do not call me groundhog, please.

My short tail has no piggy curl. I have claws like my cousin squirrel. I don't wallow like a hog. I tunnel like a prairie dog.


My real name is **Marmota monax** but all my friends just call me Max.




it's a
TEACHER

WHAT'S INCLUDED?


This resource includes 6 reading passages, text-based comprehension questions for each passage, a skill-based graphic organizer for each passage, AND a variety of reading response activities.



Genres Included:
Informational
Realistic Fiction
Poetry
Fable
Horror/Scary
Memoir



Each passage includes a response sheet with four text-based comprehension questions.



Each passage includes a graphic organizer to focus on a specific skill:
-Key Details
Inferring Character Traits
Story Elements
Summarizing
Visualizing
Key Events

* Digital versions are included for all templates.*

IN ADDITION...

Each graphic organizer also includes a generic template that students can apply to their independent reading text. So after they have fun using that skill with the holiday passages, they can continue to practice that skill in their own texts.

Identify Key Details
Independent Reading Text

Name: _____ Date: _____

Directions: As you are reading your independent reading text, think about the key details the author shares about the topic in each part of the text. Jot down key details you read in the beginning, the middle, and the end. After you have finished reading the text, share one interesting detail you learned.

Beginning of the text
What key details did you read in this section?
[Key icon] [Text box]

Middle of the text
What key details did you read in this section?
[Key icon] [Text box]

End of the text
What key details did you read in this section?
[Key icon] [Text box]

What is one thing that you learned in this text?

© The Center for Teaching Excellence

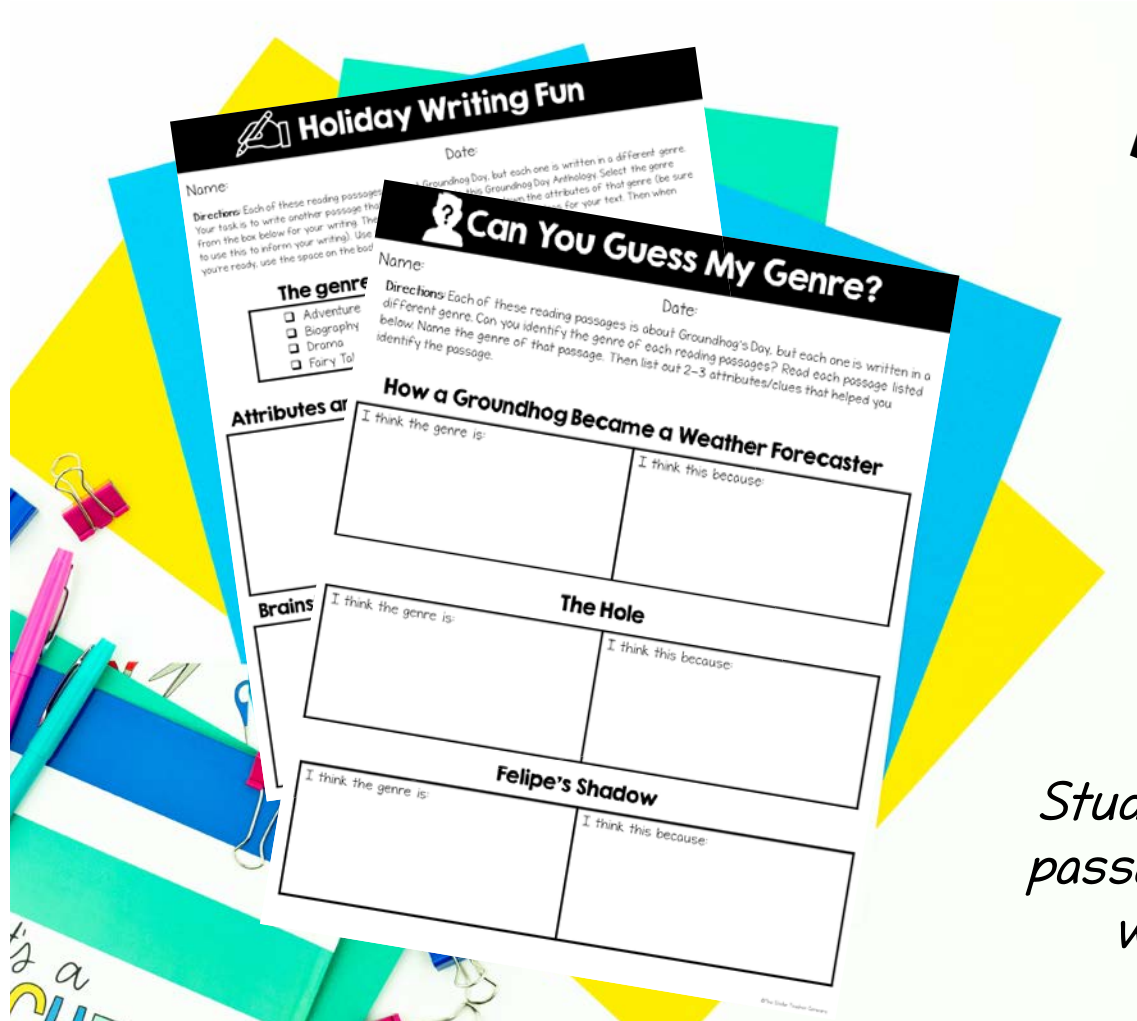
This is what it could look like in your classroom:

- **Step 1:** Students read holiday reading passage
- **Step 2:** Students answer comprehension questions
- **Step 3:** Students use graphic organizer to organize their thinking about the holiday passage
- **Step 4:** Students use the generic graphic organizer to help transfer that skill to their independent reading.

Digital versions are included for all templates.

THERE'S MORE...

In addition to the reading passages, comp questions, and graphic organizer there is also a variety of fun and engaging student response activities to help your students extend their thinking and get creative with how they respond to the text.



Additional Response Activities:

- Guess My Genre
- Holiday Writing Fun
- Design a Book Cover
- My Holiday Comic
- Social Media Profile

Students will have so much fun with the passages and activities in this resource, it won't even feel like work to them.

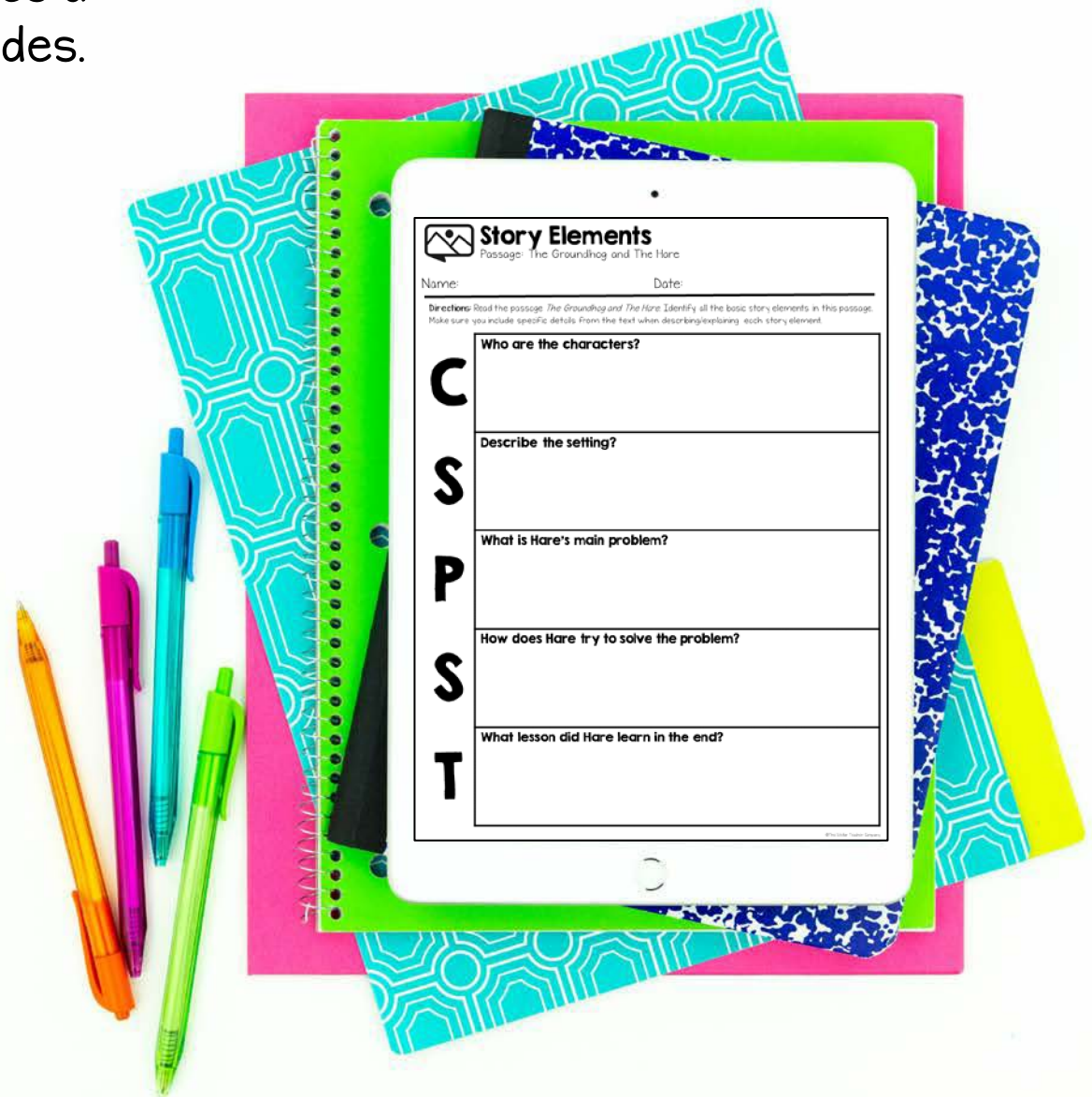
Digital versions are included for all templates.

Includes Digital Versions

I love to provide both print and digital options in my resources. This resource includes a digital version created using Google Slides.

In addition to the print version, you get the reading passages and ALL response templates available in Google Slides (text boxes already added).

Rest assured, you can use this resource in both face-to-face and virtual classrooms.



A LOOK INSIDE...

My Real Name

I have many different names
that don't completely fit.
Some think my name is **Whistle Pig**
but that's not really it.

A whistle is my warning sign,
but can't you see I'm not a swine?
Alright, so I may not be thin,
but I do *not* live in a pen.

I have many different names
that don't completely fit.
Some think my name is **Woodchuck**,
but that isn't really it.

Sometimes, I chew the bark of wood,
I would not chuck it if I could.
However, when I dig my burrow,
I chuck out dirt. I'm very thorough.

I have many different names
that don't completely fit.
Some think my name is **Groundhog**,
but that isn't really it.

The Poem "I Am Not the Marmota" by Marjorie Moxley

My Real Name

Reading Response Questions

Name: _____ Date: _____

Directions: Read the passage *My Real Name*. Answer the following questions using details from the text. When appropriate, make sure to answer in complete sentences.

- How many stanzas are in this poem? _____
- How many lines are in this poem? _____
- What is the rhyme scheme? _____
- What is the point of view/perspective the author gives the speaker in this poem? How do you know?

- How does the speaker feel about having so many different names?

Identify Key Details

Passage: My Real Name

Name: _____ Date: _____

Directions: Read the passage *My Real Name*. In this poem, the author reveals three names this rodent is often called and shares key details about the species. As you are reading thinking about the key details the author shares in each section to help you learn more about Marmota monax.

Some think my name is Whistle Pig...

What key details did you read about the Marmota monax in this section?
 _____

Some think my name is Woodchuck...

What key details did you read about the Marmota monax in this section?
 _____

Some think my name is Groundhog.

What key details did you read about the Marmota monax in this section?
 _____

The Groundhog and The Hare

Hare was tired of the cold. For months, she had been picking out clumps of snow from her fur. She was ready for winter to be over. Hare knew that when Groundhog first rose from his hole, if he saw his shadow, the winter would stretch on. But if his shadow was not there, winter would be over. Hare could think of only one thing. She had to get rid of Groundhog's shadow.

Now back then, shadows were not the reliable things they are today. Shadows could come and go as they pleased. Most likely, though, Groundhog's shadow would be hibernating right beside him.

Hare peeked her head into Groundhog's burrow and heard Groundhog snoring soundly. She tiptoed through the tunnel. Just enough sunlight peered through the hole to see Groundhog's dark shadow on the dirt beside him. Hare knew that shadows were a tricky thing to take hold of, so she crouched back and then lunged.

"Hare!" said Groundhog, startled. "What are you doing here?"
Hare jumped, letting Groundhog's shadows slip through her paws. "Oh, I. I wanted to wish you a happy new year," she said cleverly. "But I see that you are sleeping. You rest, and I'll come back tomorrow." Groundhog nodded and closed his eyes.

Hare had to think of a new plan. Now, Groundhog would be expecting her. From her precious storage of winter food, she made Groundhog a cake of seeds and honey and packed it into a basket with a tight lid. "While Groundhog is busy eating, I will just slip his shadow in this basket," she said to herself.

"Hello, Groundhog!" called Hare as she hopped down his burrow. Groundhog woke up, and when Hare pulled out the cake, his eyes watered with joy. He had not eaten in three months. He ate handful after handful of the sweet dessert.

Seeing that he was well-distracted, Hare found Groundhog's shadow lying on the ground and opened her basket. Just as she was about to snatch it up, an ant, who had also been hibernating, awoke to the sweet smell of honey cake. It crawled up Groundhog's fur and chomped a nibble of Groundhog's cake-covered fingers. "Ouch!" shouted Groundhog, and he took off running. As he did, his honey-covered paws stuck right to his shadow. He ran out of his burrow with his shadow trailing close behind him. He looked up at the sunny sky and down at his shadow. "It looks like winter is not done yet," he announced.

Hare took her empty basket and headed home. That winter, she weathered six more weeks of snow and cold. And to this day, all the animals keep their shadows with them, attached at the feet.

Moral: No one can control when seasons come and go.

The Groundhog and The Hare

Reading Response Questions

Name: _____ Date: _____

Directions: Read the passage *The Groundhog and The Hare*. Answer the following questions using details from the text. When appropriate, make sure to answer in complete sentences.

- According to the text, how have shadows changed over time?

- Explain how Hare tried to get rid of Groundhog's shadow.

- Why didn't Hare's plan to steal Groundhog's shadow work?


- What do you think Hare was thinking about during the final 6 weeks of winter?


Story Elements


Passage: The Groundhog and The Hare


Name: _____ Date: _____


Directions: Read the passage *The Groundhog and The Hare*. Identify all the basic story elements in this passage. Make sure you include specific details from the text when describing/explaining each story element.

Who are the characters?
 _____

Describe the setting?
 _____

What is Hare's main problem?
 _____

How does Hare try to solve the problem?
 _____

What lesson did Hare learn in the end?
 _____

A LOOK INSIDE...

Can You Guess My Genre?

Name: _____ Date: _____

Directions: Each of these reading passages is about Groundhog's Day, but each one is written in a different genre. Can you identify the genre of each reading passage? Read each passage listed below. Name the genre of that passage. Then list out 2-3 attributes/clues that helped you identify the passage.

How a Groundhog Became a Weather Forecaster

I think the genre is: _____ I think this because: _____

The Hole

I think the genre is: _____ I think this because: _____

Can You Guess My Genre?

The Groundhog and The Hare

I think the genre is: _____ I think this because: _____

My Real Name

I think the genre is: _____ I think this because: _____

The Life of Punxsutawney Philomena

I think the genre is: _____ I think this because: _____

Holiday Writing Fun

Name: _____ Date: _____

Directions: Each of these reading passages is about Groundhog Day, but each one is written in a different genre. Your task is to write another passage that could be added to this Groundhog Day Anthology. Select the genre from the box below for your writing. Then spend some time writing down the attributes of that genre (be sure to use this to inform your writing). Use the box at the bottom to brainstorm ideas for your text. Then when you're ready, use the space on the back to write your Groundhog Day piece.

The genre of my writing piece will be:


<input type="checkbox"/> Adventure	<input type="checkbox"/> Fantasy	<input type="checkbox"/> Mystery
<input type="checkbox"/> Biography	<input type="checkbox"/> Folktale	<input type="checkbox"/> Myth
<input type="checkbox"/> Drama	<input type="checkbox"/> Historical Fiction	<input type="checkbox"/> Non-Fiction
<input type="checkbox"/> Fairy Tale	<input type="checkbox"/> Humor	<input type="checkbox"/> Tall Tale

Attributes and characteristics of that genre:

Design a Book Cover

Name: _____ Date: _____


Directions: Pick your favorite passage and design a book cover for that specific passage. Think about the genre of the text, the author's purpose, and some of the key details in the text. Make sure your cover design is reflective of what you know about the genre and text.



My Groundhog Day Comic

Name: _____ Date: _____

Directions: Use one of the passages that you read to help you create a groundhog day comic. Maybe you turn that text into a comic, or maybe you use the information you learned about Groundhog Day to come up with your own original comic. Just make sure you include both images and speech bubbles.



Create A Social Media Profile

Name: _____ Date: _____

Directions: Pick one of the characters from the passages you read. Think about what you learned about that character from the story. Use that information to help you create a social media profile for that character.

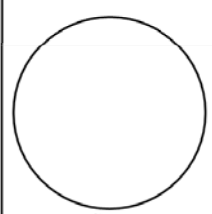
@ _____

My Profile

Name: _____


Interests: _____

Friends: _____

profile picture 

What's on your mind? _____

My Recent Posts



Hey! Let's be friends!

Click the icon below to follow me on social media.



Looking for new ideas and easy-to-implement strategies?

Tune in to the [Stellar Teacher Podcast](#) each week to hear me share actionable strategies that will help take you to the next level of your teaching career!

Click [HERE](#) to listen!