

GENRE GRAPHIC ORGANIZERS

Great for Reading Response



24 Reading Response Templates




- Adventure
- Autobiography
- Biography
- Drama
- Fables
- Fairy Tales
- Fantasy
- Fiction
- Folktale
- Graphic Novels
- Historical Fiction
- Horror
- Humor
- Informational
- Legend
- Memoir
- Mystery
- Myth
- Non-Fiction
- Poetry
- Realistic Fiction
- Science Fiction
- Tall Tales
- Traditional Literature

Each graphic organizer is focused on one specific genre or format.

On the back, there are 3 comprehension questions that would work for that type of fiction texts. Then there is a space for a longer more in-depth thinking question.

Let's Explore Genre

REALISTIC FICTION



Attributes of Realistic Fiction
What makes this text realistic fiction? List at least 3 attributes or characteristics of this text that helped you identify the genre.

Book Details
Write down the following book details and then draw a replica of the book cover or create your own cover design.

Title _____

Author _____

Author's Purpose _____

Monitor your understanding...
Use the space below to write down the basic information from the text you are reading. Try to provide as much detail as you can fit in the space. Feel free to write or draw and label.

Characters	Setting	Problem
Solution	Theme	Point of View

©The Stellar Teacher Company


On the front, students identify attributes of that genre/format and then fill out a graphic organizer with basic information.

Let's dig a little deeper into realistic fiction...
Use your text, the notes from the front, and your knowledge of this genre to answer the following questions:

1. How did the main character change from the beginning to the end of the story.	2. What events from the story helped you identify the theme?	3. Make a strong personal connection to a character, setting, or event from the story.

Thinking about realistic fiction
One of the main attributes of realistic fiction is that the characters, events, and setting are realistic and could happen in real life. Think about this text. How well did the author do with creating a realistic story. Use what you know about this genre and assign the author a grade. Provide a few examples that justify the grade you assigned.

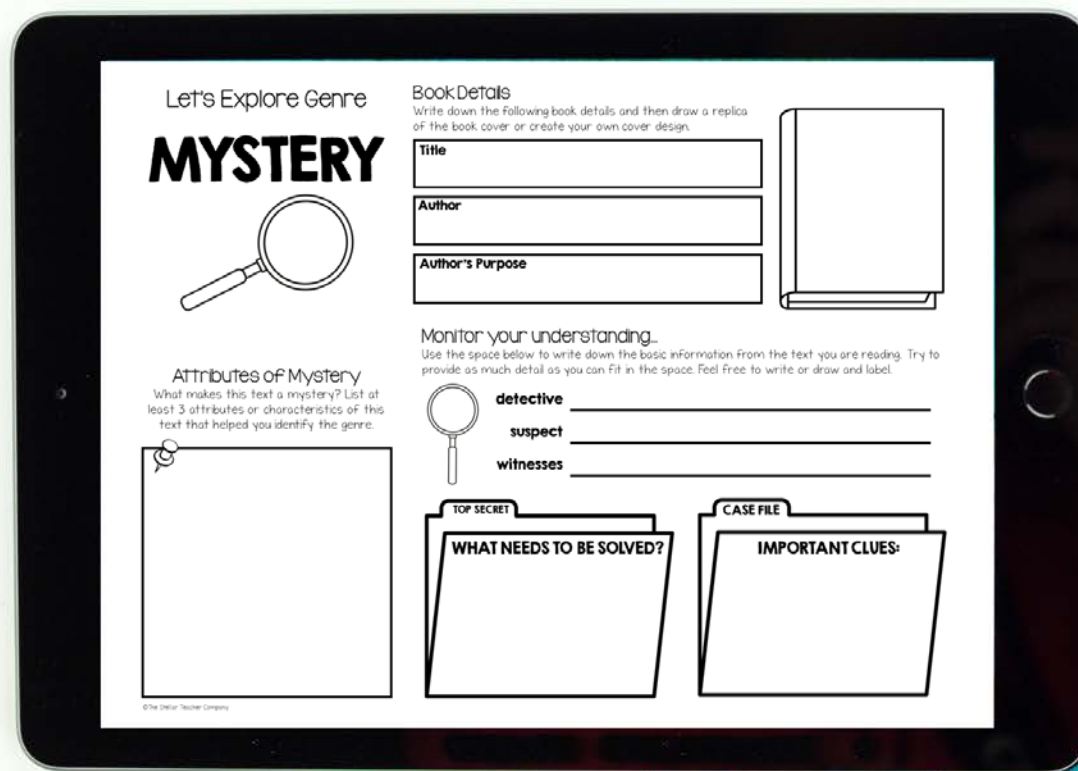
Worth repeating...
What is your favorite quote from the text?



©The Stellar Teacher Company

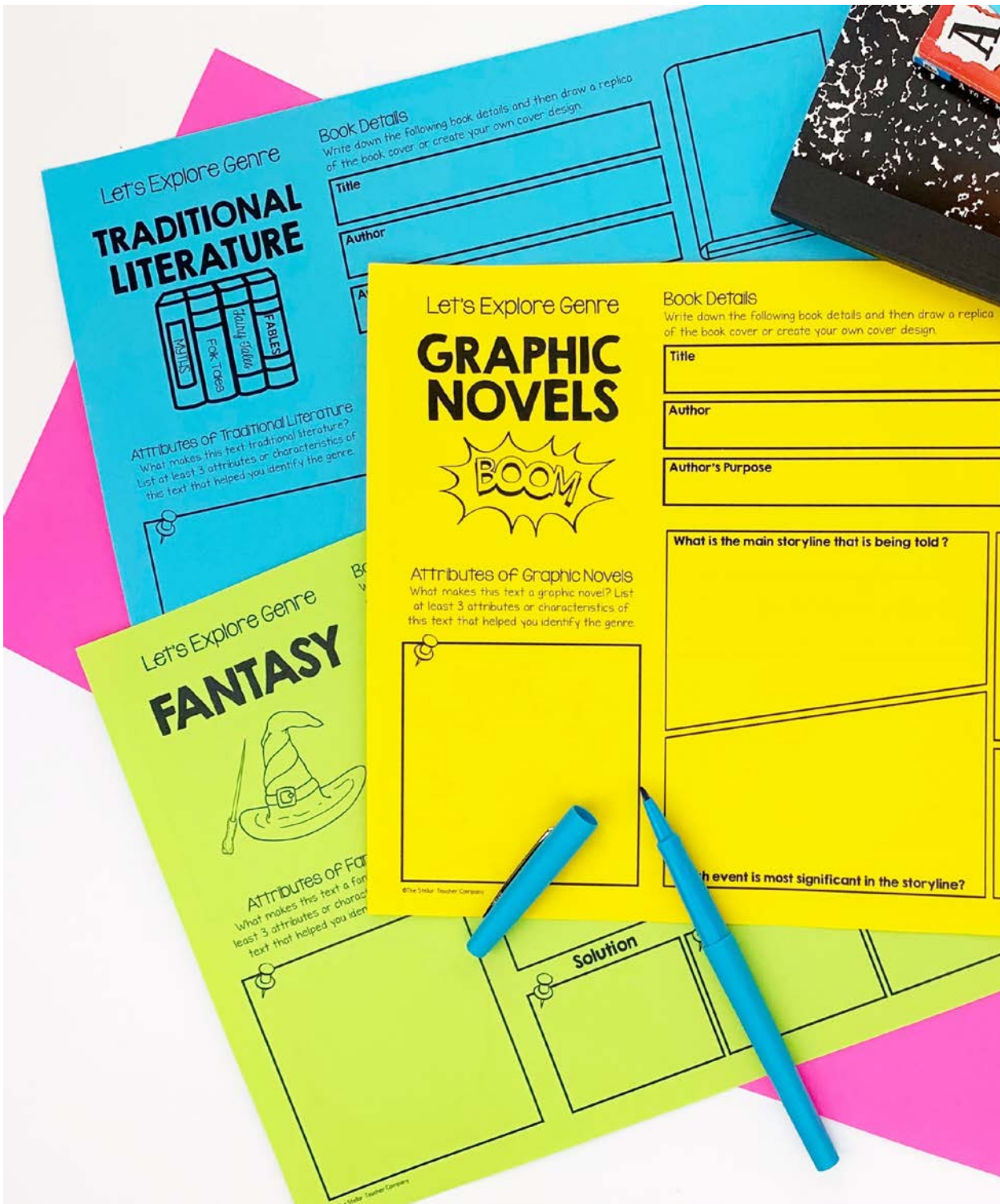
Also includes a digital version!

The same graphic organizers are available in a digital version created using Google Slides.



So many great uses!!!!

- Guided Reading Lessons
- Strategy Group Lessons
- Independent Reading Assignment
- Mini-Lesson Model
- Homework
- Center Work
- Test Prep
- Spiral Review



A LOOK INSIDE...

front

back

front

back

Let's Explore Genre
ADVENTURE

Book Details
Write down the following book details and then draw a replica of the book cover or create your own cover design.

Title: _____
Author: _____
Author's Purpose: _____

Monitor your understanding.
Use the space below to write down the basic information from the text you are reading. Try to provide as much detail as you can fill in the space that tries to write or draw and label.

Characters	Setting	Problem
Solution	Theme	Point of View

Attributes of Adventure
What makes this text an adventure? List at least 3 attributes or characteristics of this text that helped you identify the genre.

Let's dig a little deeper into adventure.
Use your text to help you from the front and your knowledge of this genre to answer the following questions.

1. Provide a summary of the adventure that happened in this story?
2. Is this the type of adventure that you would like to go on? Why or why not?
3. How did the characters change in this story? Were they different after the adventure is over?

Could this really happen?
Sometimes adventure stories are realistic and sometimes the adventures are completely imaginary. Could this adventure have happened in real life or is it a complete fantasy? Use evidence from the text to support your thinking.

Extra! Extra! Read All About It!
If you were going to write a newspaper article about this adventure, what would your headline for the article be?

Let's Explore Genre
DRAMA

Book Details
Write down the following book details and then draw a replica of the book cover or create your own cover design.

Title: _____
Author: _____
Author's Purpose: _____

Monitor your understanding.
Use the space below to write down the basic information from the text you are reading. Try to provide as much detail as you can fill in the space that tries to write or draw and label.

Cast of Characters	Details about the Setting	Summary of the Play
---------------------------	----------------------------------	----------------------------

Attributes of Drama
What makes this text a drama? List at least 3 attributes or characteristics of this text that helped you identify the genre.

Let's dig a little deeper into drama.
Use your text to help you from the front and your knowledge of this genre to answer the following questions.

1. Who do you think is the most important character in this play?
2. If you were going to act in this play, which character would you want to be? Why?
3. Why do you think the author chose this story to write a play?

Most Memorable
Dramas and plays are full of a story. Usually there is one scene that is extremely important and inspiring. Which scene in this play do you think you the biggest impact on this story?

Ready, Set, Action!
Picture you are the director. Who would you want to act out the scene in this play?

Let's Explore Genre
AUTOBIOGRAPHY

Book Details
Write down the following book details and then draw a replica of the book cover or create your own cover design.

Title: _____
Author: _____
Author's Purpose: _____

Monitor your understanding.
Use the space below to write down the basic information from the text you are reading. Try to provide as much detail as you can fill in the space that tries to write or draw and label.

Name: _____
Birthdate: _____
Where they lived: _____
What they are most remembered for: _____

Important Event #1: _____
Important Event #2: _____
Important Event #3: _____

Attributes of Autobiography
What makes this text an autobiography? List at least 3 attributes or characteristics of this text that helped you identify the genre.

Let's dig a little deeper into this autobiography.
Use your text to help you from the front and your knowledge of this genre to answer the following questions.

1. What are some character traits that you could use to describe this person? Why?
2. What is the one thing that this person will be remembered for?
3. Why do you think this person chose to write an autobiography about themselves?

Let's take a look back in time.
An autobiography shares important events from a person's life. Use what you learned to create a timeline that shares significant events from that person's life. Try to use words and pictures for each event you include on the timeline. If you don't have specific dates, just add the event at the appropriate point on the timeline.

Let's Explore Genre
FABLES

Book Details
Write down the following book details and then draw a replica of the book cover or create your own cover design.

Title: _____
Author: _____
Author's Purpose: _____

Monitor your understanding.
Use the space below to write down the basic information from the text you are reading. Try to provide as much detail as you can fill in the space that tries to write or draw and label.

Character 1: _____
Character 2: _____

The moral of the story is...

Attributes of Fables
What makes this text a fable? List at least 3 attributes or characteristics of this text that helped you identify the genre.

Let's dig a little deeper into fables.
Use your text to help you from the front and your knowledge of this genre to answer the following questions.

1. What human-like characteristics do the animals have in this fable?
2. What problem did the characters face in the story? How did they solve that problem?
3. What lesson is being a, the end? Did both characters have a happy ending? Why?

Is this a life lesson?
Fables usually provide the reader with a moral of the story or a lesson learned. Think about the world of this story in the fable. Do you think that everyone should learn why or why not?

What's your advice?
Based on the characters in an fable, fables, fables teach us about the world of the story, your moral of advice would be give to the characters?

Let's Explore Genre
BIOGRAPHY

Book Details
Write down the following book details and then draw a replica of the book cover or create your own cover design.

Title: _____
Author: _____
Author's Purpose: _____

Monitor your understanding.
Use the space below to write down the basic information from the text you are reading. Try to provide as much detail as you can fill in the space that tries to write or draw and label.

Name: _____
Birthdate: _____
Where they lived: _____
What they are most remembered for: _____

Interesting fact: _____

Important Event #1: _____
Important Event #2: _____
Important Event #3: _____

Attributes of Biography
What makes this text a biography? List at least 3 attributes or characteristics of this text that helped you identify the genre.

Let's dig a little deeper into this biography.
Use your text to help you from the front and your knowledge of this genre to answer the following questions.

1. What are some character traits that you could use to describe this person? Why?
2. What is the one thing that this person will be remembered for?
3. Why do you think the author chose to write a biography about this specific person?

Let's take a look back in time.
A biography shares important events from a person's life. Use what you learned to create a timeline that shares significant events from the person's life. Try to use words and pictures for each event you include on the timeline. If you don't have specific dates, just add the event at the appropriate point on the timeline.

Let's Explore Genre
FAIRY TALES

Book Details
Write down the following book details and then draw a replica of the book cover or create your own cover design.

Title: _____
Author: _____
Author's Purpose: _____

Monitor your understanding.
Use the space below to write down the basic information from the text you are reading. Try to provide as much detail as you can fill in the space that tries to write or draw and label.

Good Guy: _____
Bad Guy: _____
The Helper: _____

The Setting: _____
The Problem: _____

Attributes of Fairy Tales
What makes this text a fairy tale? List at least 3 attributes or characteristics of this text that helped you identify the genre.

Let's dig a little deeper into fairy tales.
Use your text to help you from the front and your knowledge of this genre to answer the following questions.

1. How does this fairy tale represent the battle between good and evil?
2. How do the characters solve this problem? Does the main character help give their helping hand?
3. What obstacles were included that were completely unbelievable and made up?

And they lived happily ever after...
Most fairy tales end with a happily ever after for the main character. Think about the fairy tale that you just read. How would you change it to give a happy ending to the antagonist or villain in the story?

Wanted
Who is the villain in this fairy tale? Create a want and find someone who is wanted, and draw them. They are wanted, and what the reward would be for finding them.

A LOOK INSIDE...


front

back

front

back

Lets Explore Genre
FANTASY



Attributes of Fantasy
What makes this text a fantasy? List at least 3 attributes or characteristics of this text that helped you identify the genre.

Book Details
Write down the following book details and then draw a replica of the book cover or create your own cover design.

Title: _____
Author: _____
Author's Purpose: _____

Monitor your understanding.
Use the space below to write down the basic information from the text you are reading. Try to provide as much detail as you can fit in the space. Feel free to write on above and below.


Characters	Setting	Problem
Solution	Theme	Point of View

Lets dig a little deeper into Fantasy...
Use your facts from the front and your knowledge of this genre to answer the following questions:


1. What lesson do you think the characters learned? Is there a lesson that could apply to you? (Use "I wish" to make a connection from the text.)
2. What was the most unrealistic part of the story? (What? Explain evidence from the text.)
3. Is there Fantasy in you that you would want to be a part of? Why or why not?

Could this really happen?
Use all of the your elements of Fantasy to create a complete scenario, with an characters, setting, or events, that are completely unrealistic. If the author was going to rewrite this story to make it realistic, what are all of the elements they would have to change to make it believable?

Favorite Part
Draw a picture of your favorite scene from the story.



Lets Explore Genre
GRAPHIC NOVELS



Attributes of Graphic Novels
What makes this text a graphic novel? List at least 3 attributes or characteristics of this text that helped you identify the genre.

Book Details
Write down the following book details and then draw a replica of the book cover or create your own cover design.

Title: _____
Author: _____
Author's Purpose: _____

Monitor your understanding.
Use the space below to write down the basic information from the text you are reading. Try to provide as much detail as you can fit in the space. Feel free to write on above and below.


What is the main storyline that is being told?	Who are the characters?
Which event is most significant in the storyline?	What is the setting?

Lets dig a little deeper into graphic novels.
Use your facts from the front and your knowledge of this genre to answer the following questions:


1. How would you describe the main character? Do you share any similarities with them? Or?
2. How are the images or illustrations in the novel different?
3. What did you like best in your opinion? (Do you like about the story or images or text? List it.)

Summarize it - Graphic Novel Style
A summary means the most important parts of a story, no matter how long. Use the space below to create a graphic novel style summary of this story. Try to mirror the style of the author. Illustrate.

Worth The Read?
How would you review this book? Write a character, but explain why someone should or should not read this book.



Lets Explore Genre
FICTION



Attributes of Fiction
What makes this text fiction? List at least 3 attributes or characteristics of this text that helped you identify the genre.

Book Details
Write down the following book details and then draw a replica of the book cover or create your own cover design.

Title: _____
Author: _____
Author's Purpose: _____

Monitor your understanding.
Use the space below to write down the basic information from the text you are reading. Try to provide as much detail as you can fit in the space. Feel free to write on above and below.


Characters	Setting	Problem
Solution	Theme	Point of View

Lets dig a little deeper into Fiction.
Use your facts from the front and your knowledge of this genre to answer the following questions:


1. Compare and contrast the protagonist and the antagonist in this story. List positive and negative traits for each.
2. Using your favorite formula, write a summary for this fiction text. Make sure you include all the important story elements.
3. Make a strong personal connection to a character, setting, or event from the story.

What type of fiction is it?
Fiction is one of the big general categories of genre. Can you identify the specific type of fiction this book is? Try to name the specific type of fiction and then explain 3 reasons why you think it is that type of fiction.

Inspired by...
What do you think inspired the author to write this story?



Lets Explore Genre
HISTORICAL FICTION



Attributes of Historical Fiction
What makes this text historical fiction? List at least 3 attributes or characteristics of this text that helped you identify the genre.

Book Details
Write down the following book details and then draw a replica of the book cover or create your own cover design.

Title: _____
Author: _____
Author's Purpose: _____

Monitor your understanding.
Use the space below to write down the basic information from the text you are reading. Try to provide as much detail as you can fit in the space. Feel free to write on above and below.


Characters	Setting	Problem
Solution	Theme	Point of View

Lets dig a little deeper into historical fiction.
Use your facts from the front and your knowledge of this genre to answer the following questions:


1. What historical event or time period is this book based on? (What do you already know about that historical time period?)
2. What historical information did you learn by reading this book?
3. What do you like best about this time period? Why or why not?

What really happened?
Historical fiction is a made an story based off of a true historical time period. (Some of it of what you read and what you know about history.) List 3 events or people from the book that happened in real life and 3 events or people from the author made up.

Your Turn
If you were going to write your own historical fiction book, what historical event or time period would inspire your writing.



Lets Explore Genre
FOLKTALE



Attributes of Folktale
What makes this text a folktale? List at least 3 attributes or characteristics of this text that helped you identify the genre.

Book Details
Write down the following book details and then draw a replica of the book cover or create your own cover design.

Title: _____
Author: _____
Author's Purpose: _____

Monitor your understanding.
Use the space below to write down the basic information from the text you are reading. Try to provide as much detail as you can fit in the space. Feel free to write on above and below.


Characters	Setting	Problem
Solution	Theme	Point of View

Lets dig a little deeper into Folktales.
Use your facts from the front and your knowledge of this genre to answer the following questions:


1. How does this folk tale represent the battle between good and evil?
2. How do the characters solve the problem? Does the main character have any help solving the problem?
3. What elements were included that were completely unbelievable and made up?

A different point of view.
Usually folktales have a good guy and a bad guy and in the end the good guy wins. Think about how this story could be different if it were told from the perspective of "the bad guy." Write about it four ways. The story might be told all for only, then a different perspective.

Wanted
Who is the villain in this folk tale? Describe a want of that villain who is wanted and where they would hide and what the reward would be for finding them.



Lets Explore Genre
HORROR



Attributes of Horror
What makes this text a horror? List at least 3 attributes or characteristics of this text that helped you identify the genre.

Book Details
Write down the following book details and then draw a replica of the book cover or create your own cover design.

Title: _____
Author: _____
Author's Purpose: _____

Monitor your understanding.
Use the space below to write down the basic information from the text you are reading. Try to provide as much detail as you can fit in the space. Feel free to write on above and below.


Characters	Setting	Problem
Solution	Theme	Point of View

Lets dig a little deeper into horror stories.
Use your facts from the front and your knowledge of this genre to answer the following questions:

1. What message did the author use to scare you? Do they use any examples of images?
2. What event or scene from the story was the most suspenseful? How was it the scariest?
3. What role did your imagination play in reading this horror story?

Was it really that scary?
Authors will usually write horror stories because they want to try to scare the reader. Think about the text. How well did the author use suspense, scary story, use what you know about this genre and escape the author a grade. Draw a 5 star graphic that justifies the grade you assigned.

And the award goes to...
Which character would you vote for the scariest and most terrifying? Create an award for them below.



Hey! Let's be friends!

Click the icon below to follow me on social media.



Just a heads up...

Make sure you are aware of my terms of use.

Every page of this document is copyright of Sara Marye, The Stellar Teacher Co. LLC. All Rights Reserved.

- This product is for personal use only and is to be used only by the purchaser/original downloader of the product.
- Copying this product for other teachers, your department, your school, your district, or your friends is prohibited.
- Teachers may NOT upload this product to school/district servers, or to any website, distribute via e-mail, or share digital or print copies including to file sharing sites.
- You do not have permission to claim any part of it as your own, to copy, or modify it, and you may not share or sell anything based on this document.