




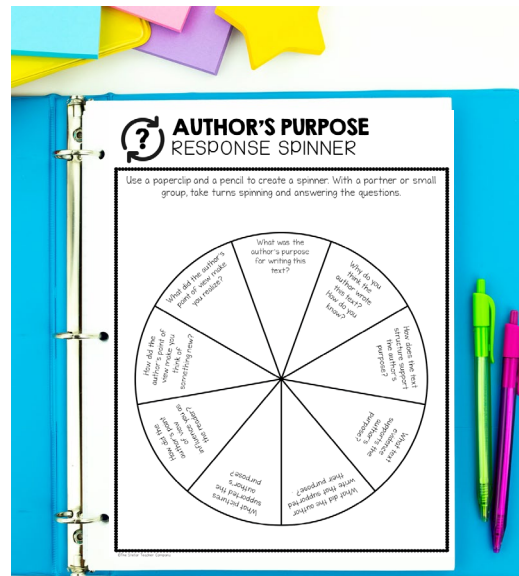
# WHAT'S INCLUDED?

This resource includes roll-n-respond prompts, question stems, worksheets, templates, and all sorts of goodies that will help your students have fun while responding to reading.



## Roll-N-Write & Roll-N-Draw

There are two roll-n-respond boards. Each one includes 6 different prompts that help students respond to a text they are reading.



## Question Stems

Includes a response spinner with question stems students can use to respond to a text they are reading.



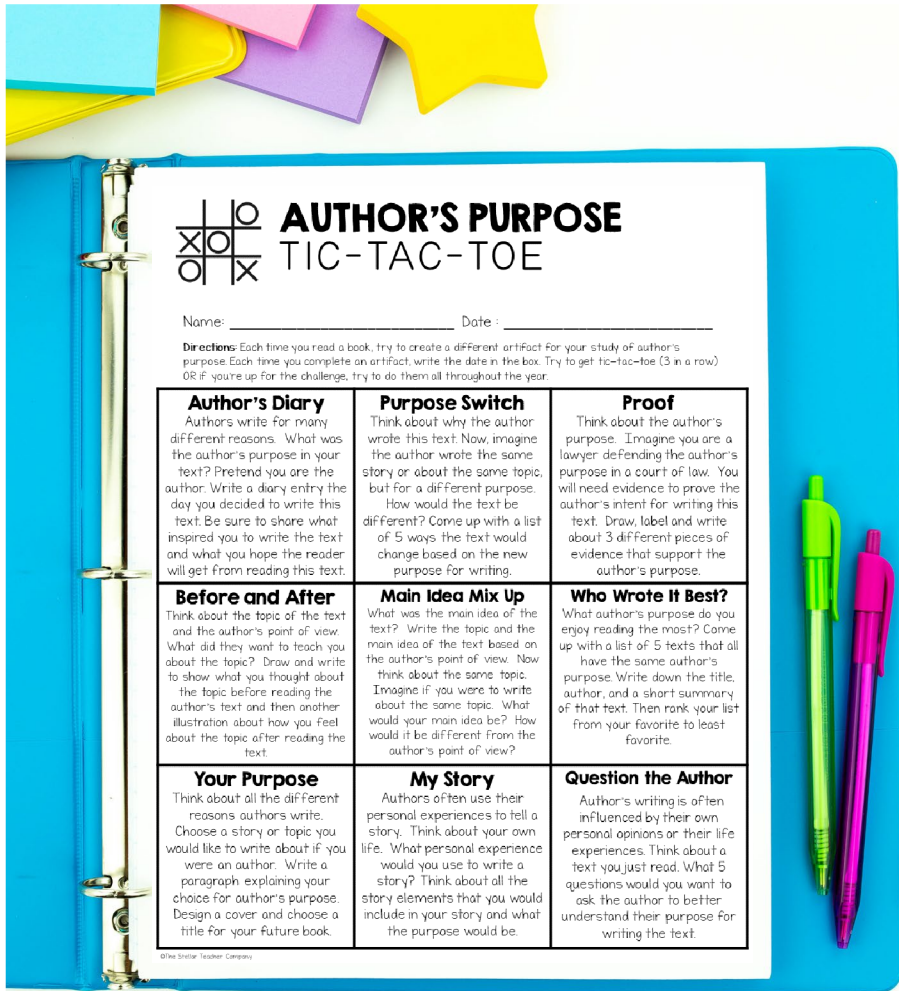
## Question Cube & Cootie Catcher

Includes templates for question cubes and a cootie catcher/fortune teller. This is an easy way to make reading hands-on.

\* Digital versions are included for all templates.\*

# TIC-TAC-TOE CHOICE BOARD

This resource includes a TIC-TAC-TOE Choice Board with 9 different reading response activities. In addition to the choice board, there are 9 response templates included that are aligned to each of the choice board activities.



<p><b>Author's Purpose: Author's Diary</b> Name: _____</p> <p><b>Directions:</b> Authors write for many different reasons. What was the author's purpose in your text? Pretend you are the author. Write a diary entry for the day you decided to write this text. Be sure to share what inspired you to write the text and what you hope the reader will get from reading this text.</p> <p><b>TITLE:</b> _____ <b>AUTHOR:</b> _____</p> <p>Dear _____</p>	<p><b>Author's Purpose: Purpose Switch</b> Name: _____</p> <p><b>Directions:</b> Think about why the author wrote his text. Now imagine the author wrote the same story or about the same topic for a different purpose. How would the text be different? Come up with a list of 5 ways the text would change based on the new purpose for writing.</p> <p><b>TITLE:</b> _____ <b>AUTHOR:</b> _____</p> <p>Author's Original Purpose: _____ New Purpose: _____</p> <ol style="list-style-type: none"> <li>1.</li> <li>2.</li> <li>3.</li> <li>4.</li> </ol>	<p><b>Author's Purpose: Before and After</b> Name: _____</p> <p><b>Directions:</b> Think about the topic of the text and the author's point of view. What did they want to teach you about the topic? Draw and write to show what the author would have written about the topic before and after the author wrote the text. How would it be different from the author's point of view?</p> <p><b>TITLE:</b> _____ <b>AUTHOR:</b> _____</p> <p>Before...</p>															
<p><b>Author's Purpose: Who Wrote It Best?</b> Name: _____</p> <p><b>Directions:</b> What author's purpose do you enjoy reading the most? Come up with a list of 5 texts that all about the same author's purpose. Write down the title, author, and a short summary of each text. Then rank your favorite to least favorite.</p> <p>What author's purpose do you enjoy reading the most? CHOOSE ONE:</p> <p><input type="checkbox"/> INFORM <input type="checkbox"/> ENTERTAIN <input type="checkbox"/> DESCRIBE <input type="checkbox"/> PERSUADE <input type="checkbox"/> EXPLAIN</p> <table border="1"> <thead> <tr> <th>Title &amp; Author</th> <th>SUMMARIZE: Write a short summary of the text. Keep the author's purpose in mind when you are summarizing. (Use key words!)</th> <th>RANK: Use number to rank each author's story. Your best favorite will have your favorite!</th> </tr> </thead> <tbody> <tr><td> </td><td> </td><td> </td></tr> <tr><td> </td><td> </td><td> </td></tr> <tr><td> </td><td> </td><td> </td></tr> <tr><td> </td><td> </td><td> </td></tr> </tbody> </table>	Title & Author	SUMMARIZE: Write a short summary of the text. Keep the author's purpose in mind when you are summarizing. (Use key words!)	RANK: Use number to rank each author's story. Your best favorite will have your favorite!													<p><b>Author's Purpose: My Story</b> Name: _____</p> <p><b>Directions:</b> Authors often use their personal experiences to tell a story. Think about your own life. What personal experience would you like to write about? Think about the story elements that you would use to tell your story. Write a paragraph explaining your choice.</p> <p>Think about your own life. What personal experience would you like to write a story? Draw a picture to go with your story.</p> <p><b>Write a paragraph explaining your choice:</b> What personal experience would you like to write about? What story elements would you include to support your purpose?</p>	<p><b>Author's Purpose: Main Idea Mix Up</b> Name: _____</p> <p><b>Directions:</b> Think about the main idea of the text. Write the topic and the main idea of the text based on the author's point of view. Now think about the same topic. Imagine if you were to write about the same topic. What would your main idea be? How would it be different from the author's point of view?</p> <p><b>TITLE:</b> _____ <b>AUTHOR:</b> _____</p> <p>TOPIC: _____ MAIN IDEA: _____</p> <p>Write about it!</p> <p>What would your main idea be?</p> <p>How would it be different from the author's POV?</p>
Title & Author	SUMMARIZE: Write a short summary of the text. Keep the author's purpose in mind when you are summarizing. (Use key words!)	RANK: Use number to rank each author's story. Your best favorite will have your favorite!															
<p><b>Author's Purpose: Question the Author</b> Name: _____</p> <p><b>Directions:</b> Author's writing is often influenced by their own personal opinions or their life's experiences. Think about a text you just read. What 5 questions would you want to ask the author to better understand their purpose for writing the text?</p> <p><b>TITLE:</b> _____ <b>AUTHOR:</b> _____</p> <p>QUESTION #1: _____</p> <p>QUESTION #2: _____</p> <p>QUESTION #3: _____</p> <p>QUESTION #4: _____</p> <p>QUESTION #5: _____</p>	<p><b>Author's Purpose: Proof!</b> Name: _____</p> <p><b>Directions:</b> Think about the author's purpose. Imagine you are a lawyer defending the author's purpose in a court of law. You will need evidence to prove the author's intent for writing his text. Draw, label and write about 3 different pieces of evidence that support the author's purpose.</p> <p><b>TITLE:</b> _____ <b>AUTHOR:</b> _____</p> <p><b>AUTHOR'S PURPOSE:</b> _____</p> <p>Evidence #1 _____</p> <p>Evidence #2 _____</p> <p>Evidence #3 _____</p>	<p><b>Author's Purpose: Your Purpose</b> Name: _____</p> <p><b>Directions:</b> Think about all the different reasons authors write. Choose a story or text you would like to write about if you were an author. Write a paragraph explaining your choice for author's purpose. Design a cover and choose a title for your future book.</p> <p><b>YOUR TITLE:</b> _____ <b>PURPOSE:</b> _____</p> <p>Write a paragraph explaining your choice of author's purpose:</p> <p><b>DESIGN A BOOK COVER!</b></p>															

\* Digital versions are included for all templates. \*



# MAKES READING FUN!

Students have so much fun using these response templates to respond to reading. These response activities makes teaching reading fun and easy. Once you introduce the activities to your students they will have TONS of choices in how to respond.



## WORKS GREAT FOR ALL PARTS OF YOUR READING BLOCK:

- Workstation Activities
- Small Group Discussions
- Partner Practice
- Independent Practice
- Homework
- Extension Activities
- Parent Resources

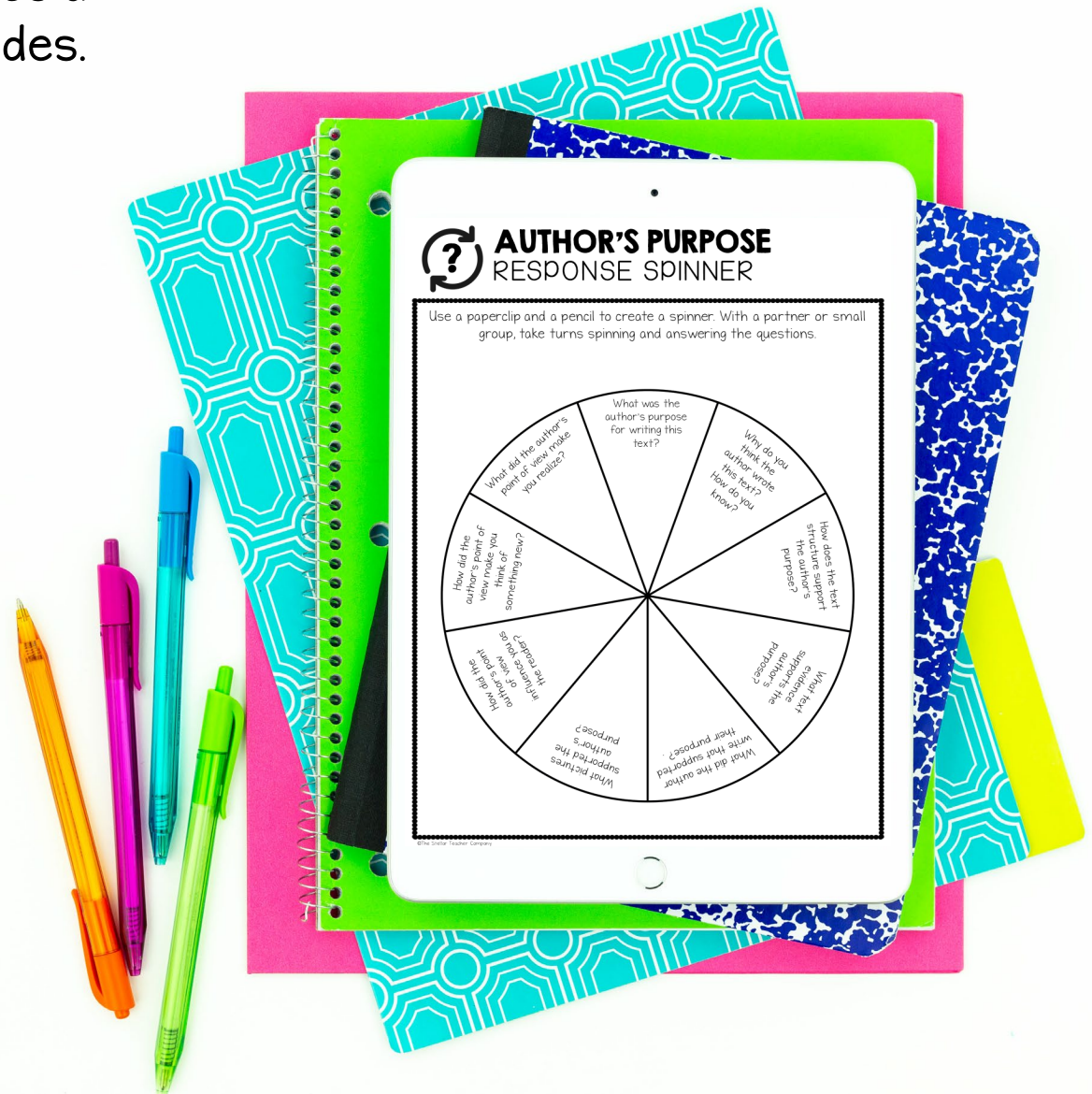
\*Digital versions are included for all templates.\*

# Includes Digital Versions

I love to provide both print and digital options in my resources. This resource includes a digital version created using Google Slides.

In addition to the print version, you get a digital version created using Google Slides for all the response activities/templates.

Rest assured, you can use this resource in both face-to-face and virtual classrooms.



# A LOOK INSIDE...



## AUTHOR'S PURPOSE ROLL-N-WRITE ACTIVITY

Roll a die. Respond to the questions/prompts for each number you roll. If you roll a number, you've already rolled, roll again. Keep rolling until you've responded to the assigned number of prompts.

	<b>Why Authors Write</b> Think about IN DEEP. Why did the author write this text? Write a paragraph explaining how you determined the author's purpose.
	<b>Easy As Pie</b> Think about PIE and the reasons authors write a text. What was the author's purpose? Write 3 ways you knew the author's purpose.
	<b>Structure to Purpose</b> What text structure did the author use? How did the structure support the author's purpose? Write a paragraph to explain the connection.
	<b>Prove It!</b>



## AUTHOR'S PURPOSE ROLL-N-DRAW ACTIVITY

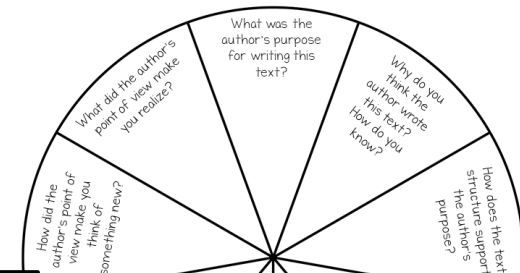
Roll a die. Complete the activity that corresponds with the number you rolled. Keep rolling until you've completed your assigned number of activities.

	<b>Author's Purpose</b> Think about IN DEEP and PIE. Why did the author write this text? Draw an illustration that shows the author's purpose.
	<b>Evidence</b> Write a sentence that explains the author's purpose. Draw 5 sketches that shows the evidence from the text that supports the author's purpose.
	<b>Before and Now</b> Fold your paper in half. Label one side BEFORE and one side NOW. Draw to show how you felt about the topic before reading and how you feel now.
	<b>What do you know about the author?</b> Authors often reveal details about themselves and their




## AUTHOR'S PURPOSE RESPONSE SPINNER

Use a paperclip and a pencil to create a spinner. With a partner or small group, take turns spinning and answering the questions.



## AUTHOR'S PURPOSE COOTIE CATCHER TEMPLATE

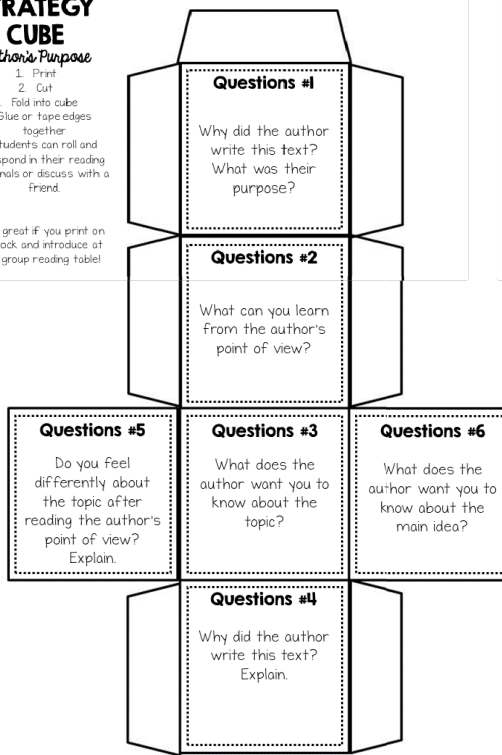
Cut and fold the cootie catcher. Once folded, you can use it to discuss a book with a friend, a book club, or other small group. You can also use it independently to write down your responses to a book you are reading.



## STRATEGY CUBE

- Author's Purpose**
- Print
  - Cut
  - Fold into cube
  - Glue or tape edges together
  - Students can roll and respond in their reading journals or discuss with a friend.

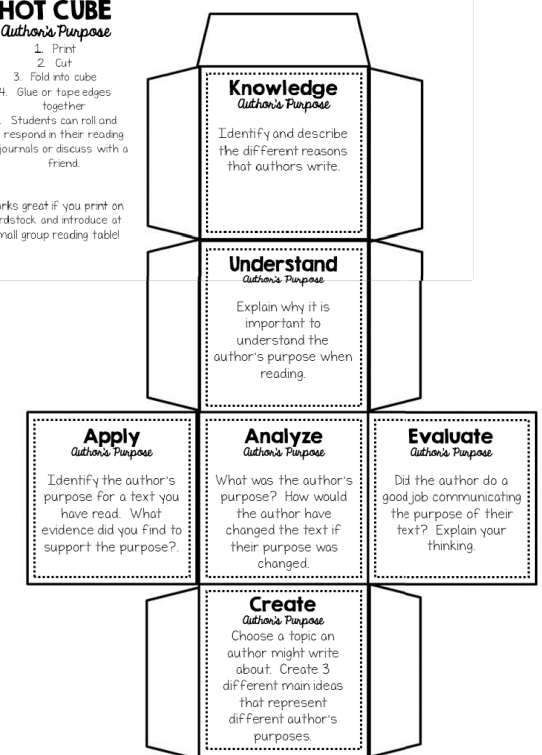
Works great if you print on cardstock and introduce at small group reading table!



## HOT CUBE Author's Purpose

- Print
- Cut
- Fold into cube
- Glue or tape edges together
- Students can roll and respond in their reading journals or discuss with a friend.

Works great if you print on cardstock and introduce at small group reading table!





# A LOOK INSIDE...

**AUTHOR'S PURPOSE TIC-TAC-TOE**

Name: \_\_\_\_\_ Date: \_\_\_\_\_

**Directions:** Each time you read a book, try to create a different artifact for your study of author's purpose. Each time you complete an artifact, write the date in the box. Try to get tic-tac-toe (3 in a row) OR if you're up for the challenge, try to do them all throughout the year.

<p><b>Author's Diary</b> Authors write for many different reasons. What was the author's purpose in your text? Pretend you are the author. Write a diary entry the day you decided to write this text. Be sure to share what inspired you to write the text and what you hope the reader will get from reading this text.</p>	<p><b>Purpose Switch</b> Think about why the author wrote this text. Now, imagine the author wrote the same story or about the same topic, but for a different purpose. How would the text be different? Come up with a list of 5 ways the text would change based on the new purpose for writing.</p>	<p><b>Proof</b> Think about the author's purpose. Imagine you are a lawyer defending the author's purpose in a court of law. You will need evidence to prove the author's intent for writing this text. Draw, label and write about 3 different pieces of evidence that support the author's purpose.</p>
<p><b>Before and After</b> Think about the topic of the text and the author's point of view. What did they want to teach you about the topic? Draw and write to show your answer.</p>	<p><b>Main Idea Mix Up</b> What was the main idea of the text? Write the topic and the main idea of the text based on the author's point of view. Now think about the same topic. How would it be different from the author's point of view?</p>	<p><b>Who Wrote It Best?</b> What author's purpose do you enjoy reading the most? Come up with a list of 5 texts that all have the same authors.</p>

**Author's Purpose: Main Idea Mix Up** Name: \_\_\_\_\_

**Directions:** What was the main idea of the text? Write the topic and the main idea of the text based on the author's point of view. Now think about the same topic. How would it be different from the author's point of view?

TITLE: \_\_\_\_\_ AUTHOR: \_\_\_\_\_

TOPIC: \_\_\_\_\_

MAIN IDEA: \_\_\_\_\_

**Write about it!**

What would your main idea be?

How would it be different from the author's POV?

**Author's Purpose: Question the Author** Name: \_\_\_\_\_

**Directions:** Author's writing is often influenced by their own personal opinions or their life experiences. Think about a text you just read. What 5 questions would you want to ask the author to better understand their purpose for writing the text.

TITLE: \_\_\_\_\_ AUTHOR: \_\_\_\_\_

QUESTION #1: \_\_\_\_\_

QUESTION #2: \_\_\_\_\_

QUESTION #3: \_\_\_\_\_

**Author's Purpose: Purpose Switch** Name: \_\_\_\_\_

**Directions:** Think about why the author wrote this text. Now, imagine the author wrote the same story or about the same topic, but for a different purpose. How would the text be different? Come up with a list of 5 ways the text would change based on the new purpose for writing.

TITLE: \_\_\_\_\_ AUTHOR: \_\_\_\_\_

Author's Original Purpose: \_\_\_\_\_

New Purpose: \_\_\_\_\_

- 1.
- 2.
- 3.
- 4.
- 5.

**Author's Purpose: Author's Diary** Name: \_\_\_\_\_

**Directions:** Authors write for many different reasons. What was the author's purpose in your text? Pretend you are the author. Write a diary entry the day you decided to write this text. Be sure to share what inspired you to write the text and what you hope the reader will get from reading this text.

TITLE: \_\_\_\_\_ AUTHOR: \_\_\_\_\_

Dear \_\_\_\_\_

**Author's Purpose: Your Purpose** Name: \_\_\_\_\_

**Directions:** Think about all the different reasons authors write. Choose a story or topic you would like to write about if you were an author. Write a paragraph explaining your choice for author's purpose. Design a cover and choose a title for your future book.

YOUR TITLE: \_\_\_\_\_ PURPOSE: \_\_\_\_\_

Write a paragraph explaining your choice of author's purpose:

**DESIGN A BOOK COVER!**

# Hey! Let's be friends!

Click the icon below to follow me on social media.



## Looking for new ideas and easy-to-implement strategies?

Tune in to the [Stellar Teacher Podcast](#) each week to hear me share actionable strategies that will help take you to the next level of your teaching career!

Click [HERE](#) to listen!

