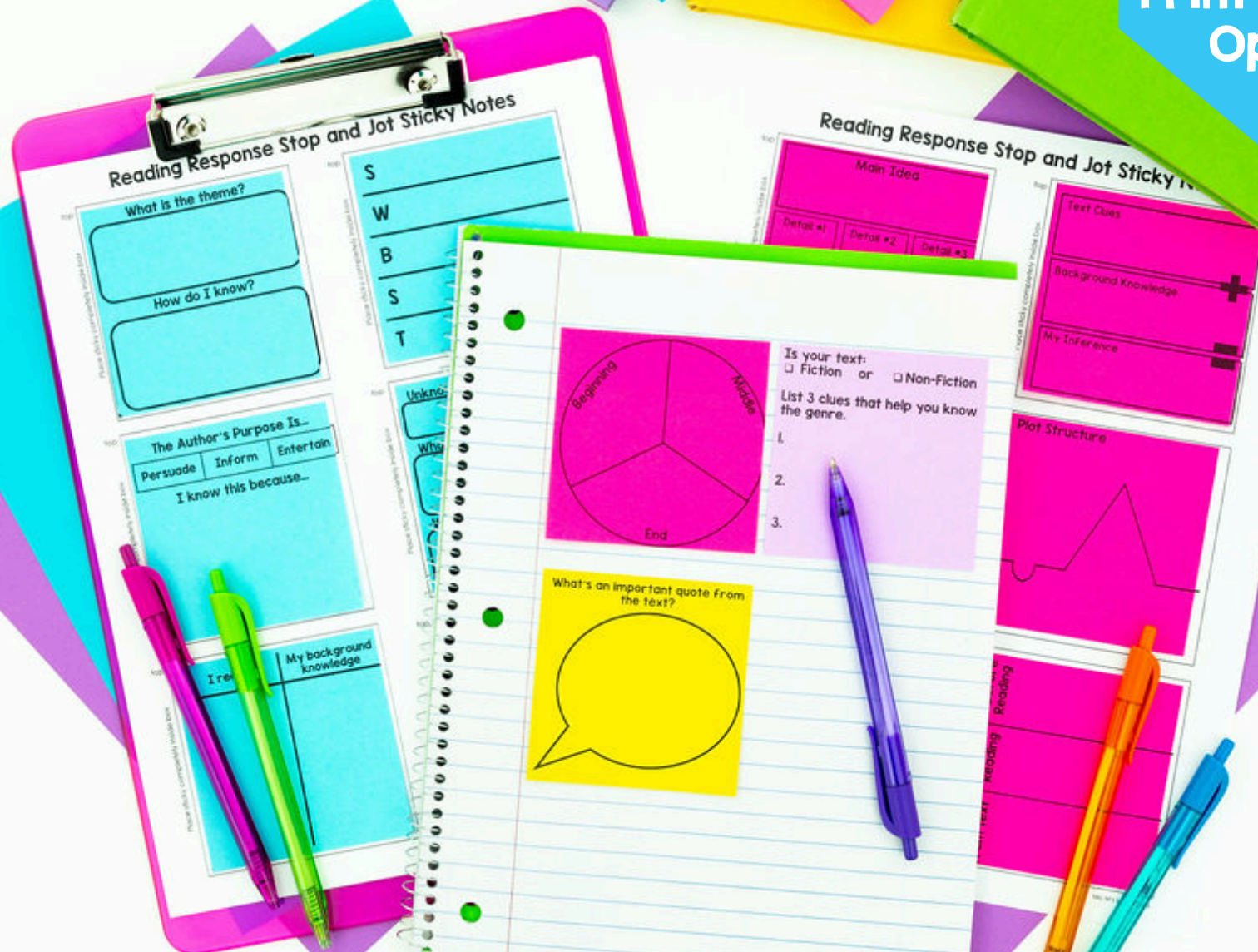


Includes Both
Print & Digital
Options



STOP-AND-JOT STICKY NOTES

Mini Reading Graphic Organizer Templates

A reading response assignment your students will love...



- These stop-and-jot sticky note templates are the perfect "Mini Graphic Organizer" to share with students.
- Students love to respond to reading with these fun templates and they can stick them directly in the book they are reading or in their reading notebook.
- Since they are so small, students don't get overwhelmed when they have to complete them, but you'll get enough information to see if your students are making progress on their reading skills.
- And your students will be so impressed that you can actually print on sticky notes... it's like magic.

TEACHERS LOVE THIS RESOURCE!

Check out what teachers have to say about this resource.



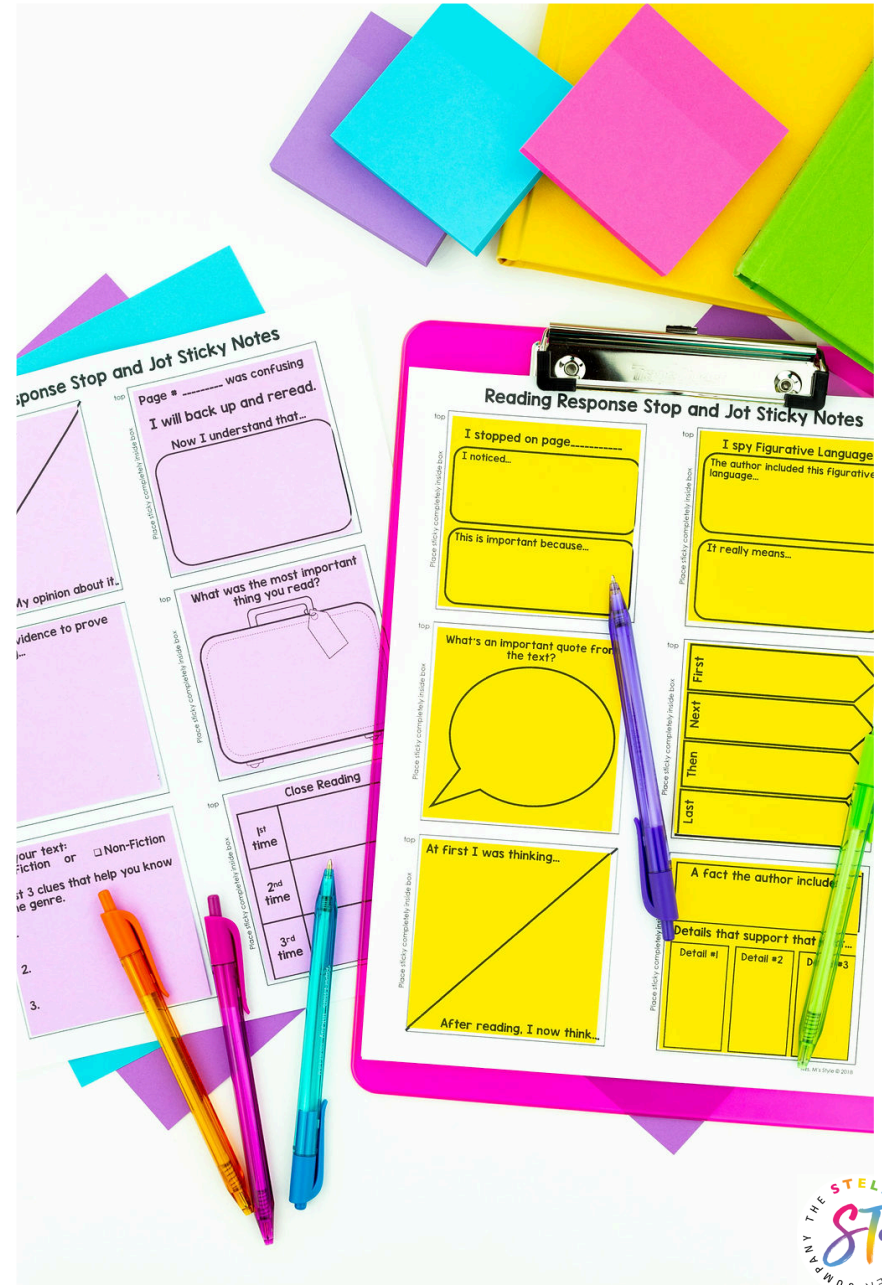
These templates are extremely helpful to use when reading short stories and novels. The fact that they can be printed on bright post-its is a huge help because they are eye-catching to students!
-Jeanna P.



These are perfect for independent reading accountability. They are small enough that my students aren't overwhelmed but has enough information for me to see their progress on reading skills and make sure they are reading.
-Sharleen T.



These mini graphic organizers provides a BIG impact in a small package. They are not intimidating for my ELL students and give them a chance to organize their thoughts and make connections with the text. They are the perfect "bite-sized" application.
-Jen Houghton




SUPPORTS 30 READING COMPREHENSION SKILLS



- Cause and Effect
- Character's Traits and Feelings
- Compare and Contrast
- Fact and Opinion
- Visualization
- Making Predictions
- Main Idea
- Making Inferences
- Summary
- Plot Structure
- Making Connections
- Asking and Answering Questions
- Theme
- Summary
- Author's Purpose
- Context Clues
- Background Knowledge
- Problem and Solution
- Stop and Jot
- Figurative Language
- Important Quotes
- Sequencing
- Synthesizing
- Facts and Details
- Facts and Opinions v. 2
- Backup and Reread
- Text Evidence
- Determining Importance
- Genre
- Close Reading

Printing Directions Included


If you have never printed on sticky notes, there are printing directions included. It is super simple and once you start, you won't be able to stop.



Step 1: Print the sticky note template.



Step 2: Place sticky notes on top of the template.



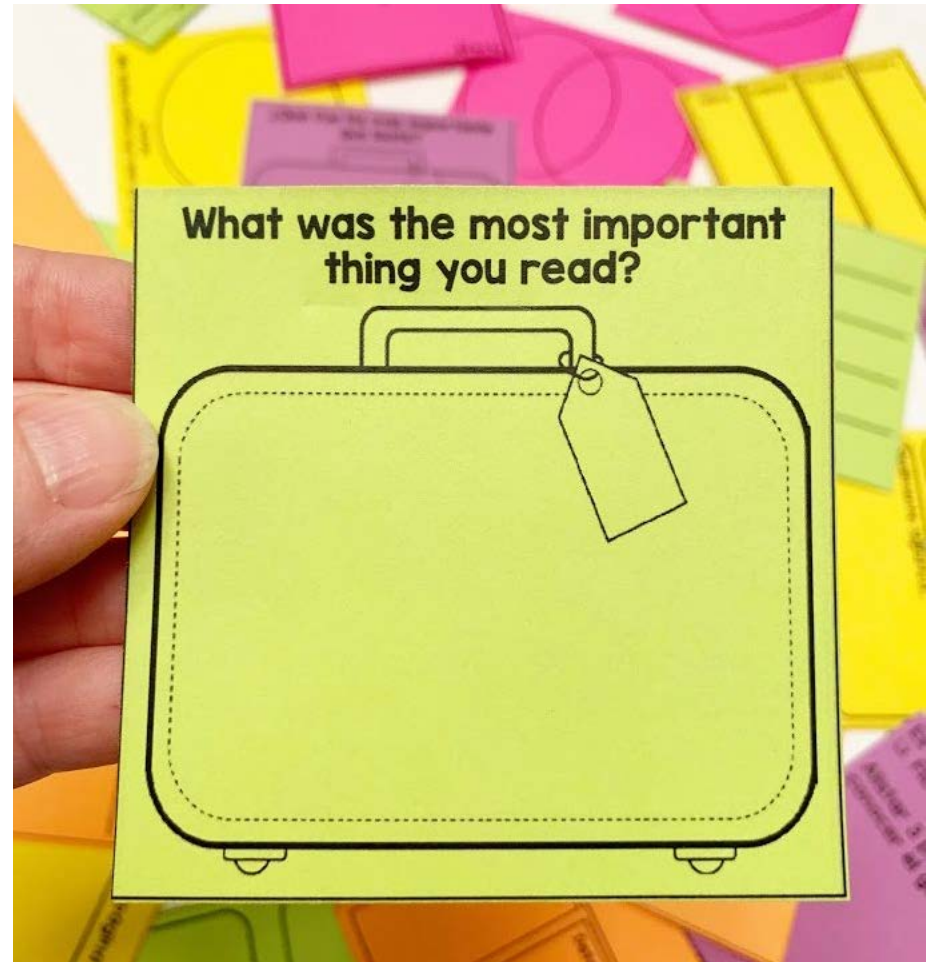
Step 3: Place the sticky notes back in the printer and reprint the template.

Not interested in the sticky notes? No problem.

These templates still work great when they are printed on regular paper as well. I especially love printing them on Astrobrights.

Works great during all parts of your reading block:

- Give to students during independent reading time.
- Use during small group lessons like guided reading or strategy lessons.
- Use during a reading conference to model new skills.
- Use as an exit ticket or quick assessment.



Includes Digital Versions

I love to provide both print and digital options in my resources. This resource includes a digital version created using Google Slides.

While it's hard to "print" and share sticky notes in a digital version, this resource comes with a digital note taking option created using Google Slides.

Students can still read and respond using the same prompts in this resource, but in a digital format.

STOP and JOT

While you are reading, find two places in the text where you can **stop and jot**. Write down what you read. Use the graphic organizer to jot down a few notes. And then explain your thinking by writing a few complete sentences.

What did you read?

In the text I read...

Organize Your Thinking

Text Clues

Background Knowledge

My Inference

Explain Your Thinking

What did you read?

In the text I read...

Organize Your Thinking

Text Clues

Background Knowledge

My Inference

Explain Your Thinking

A LOOK INSIDE...

Reading Response Stop and Jot Sticky Notes

top

Place sticky completely inside box

Compare and Contrast

top

Place sticky completely inside box

Character's Heart Map

top

Place sticky completely inside box

Fact	Opinion

top

Place sticky completely inside box

Cause...

...Effect

top

Place sticky completely inside box

What I visualize...

top

Place sticky completely inside box

My prediction...

What really happened...

Mrs. M's Style © 2018

Reading Response Stop and Jot Sticky Notes

top

Place sticky completely inside box

Main Idea

Detail #1	Detail #2	Detail #3

top

Place sticky completely inside box

Text Clues

Background Knowledge

My Inference

top

Place sticky completely inside box

top

Place sticky completely inside box

Plot Structure

top

Place sticky completely inside box

What the Author Said

My Personal Connection

top

Place sticky completely inside box

? Before Reading

? During Reading

Answers from text

Mrs. M's Style © 2018

A LOOK INSIDE...

Reading Response Stop and Jot Sticky Notes

top

What is the theme?

Place sticky completely inside box

How do I know?

top

S

W

B

S

T

Place sticky completely inside box

top

The Author's Purpose Is...

Persuade	Inform	Entertain
----------	--------	-----------

I know this because...

Place sticky completely inside box

top

Unknown Word:

What I think it means:

What it really means:

Place sticky completely inside box

top

I read...	My background knowledge

Place sticky completely inside box

top

Problem

Solution

Place sticky completely inside box

Mrs. F's Style © 2016

Reading Response Stop and Jot Sticky Notes

top

I stopped on page.....

I noticed...

This is important because...

Place sticky completely inside box

top

I spy Figurative Language

The author included this figurative language...

It really means...

Place sticky completely inside box

top

What's an important quote from the text?

Place sticky completely inside box

top

First

Next

Then

Last

Place sticky completely inside box

top

At first I was thinking...

After reading, I now think...

Place sticky completely inside box

top

A fact the author includes...

Details that support that fact...

Detail #1	Detail #2	Detail #3
-----------	-----------	-----------

Place sticky completely inside box

Mrs. F's Style © 2016

A LOOK INSIDE...

Reading Response Stop and Jot Sticky Notes

top

Place sticky completely inside box

A fact I read was...

My opinion about it...

top

Place sticky completely inside box

Page # was confusing

I will back up and reread.

Now I understand that...

top

Place sticky completely inside box

I can use evidence to prove my thinking...

top

Place sticky completely inside box

What was the most important thing you read?

top

Place sticky completely inside box

Is your text:
 Fiction or Non-Fiction

List 3 clues that help you know the genre.

- 1.
- 2.
- 3.

top

Place sticky completely inside box

Close Reading

1 st time	
2 nd time	
3 rd time	

Mrs. M's Style © 2018

Reading Response Stop and Jot Sticky Notes - Compare and Contrast

top

Place sticky completely inside box

Compare and Contrast

top

Place sticky completely inside box

Compare and Contrast

top

Place sticky completely inside box

Compare and Contrast

top

Place sticky completely inside box

Compare and Contrast

Reading Response Stop and Jot Sticky Notes - Character's Traits & Feelings

top

Place sticky completely inside box

Character's Heart Map

top

Place sticky completely inside box

Character's Heart Map

top

Place sticky completely inside box

Character's Heart Map

top

Place sticky completely inside box

Character's Heart Map

Reading Response Stop and Jot Sticky Notes - Fact and Opinion

top

Place sticky completely inside box

Fact	Opinion

top

Place sticky completely inside box

Fact	Opinion

top

Place sticky completely inside box

Fact	Opinion

top

Place sticky completely inside box

Fact	Opinion

top

Place sticky completely inside box


Fact	Opinion

top

Place sticky completely inside box

Fact	Opinion

Mrs. M's Style © 2018



Templates also come six to a page so you can easily print class sets.

Hey! Let's be friends!

Click the icon below to follow me on social media.



Looking for new ideas and easy-to-implement strategies?

Tune in to the [Stellar Teacher Podcast](#) each week to hear me share actionable strategies that will help take you to the next level of your teaching career!

Click [HERE](#) to listen!